



compactworkspace

INSPIRATION AT WORK

OFFICE PRICELIST 2017

WORKSPACE



pricelistcontents

DESKS	4
WOOD STORAGE	16
METAL STORAGE	46
BREAKOUT SPACE	64
ACCESSORIES	72
OPTIONS & FINISHES	78



compactworkspace

compactworkspace

Compact Workspace is UK based manufacturer of office furniture and storage solutions for the UK market.

We have undertaken work for some of the largest businesses in the world with our storage and office furniture solutions being fitted in some far flung places.

We pride ourselves on providing the optimum storage and space for our clients. We work with businesses from the design stage all the way through to installation – or, we can just supply it.



functional furniture

Unlike the majority of storage companies in the market, we manufacture our storage systems and furniture, therefore ensuring continuity of supply, backed up by a professional team with ISO accreditation. If you would like to work with one of the leading businesses in its field – then talk to us today.

If you have a space that you use or, plan to use as an office space, Compact Workspace is the clear choice for office furniture and storage. Having worked with a diverse range of companies globally – Compact Workspace will ensure that your solution will suit your business needs.

We specify, design, construct, supply and produce high quality products for commercial spaces. From chairs to cutting edge lockers. Compact Workspace works with you, from the drawing board to the installation, to provide your business with a simple solution with stunning results.

We also provide mobile storage solutions for commercial businesses. Solutions that provide greater storage in a confined spaces. Storage is at a premium nowadays, and so saving up to 40% in space whilst providing almost double the amount of storage is a must for many businesses.




DESKS

We have a mixture of styles and shapes suitable to fit any budget. From the latest height adjustable back-to-back desk system to a simple panel based desk, you will find everything you need from a desking point of view here.

We have collaborative desking systems that merge desks with storage units to create unique collaborative workspaces. If you want to integrate a storage solution into your desk feel free to give us a call to discuss your exact needs and we will endeavour to help.


There are so many different ways smart offices can help a business stay ahead of the space game





There is a shift happening within the UK office furniture sector - height adjustability. For a number of years it's been deemed a luxury, workspace studies have found it's now a necessity.

Promoting movement around the office is nothing new. We have been taking breaks regularly in the workplace for some time, adjusting eyes to different focal lengths to reduce tiredness. The thought process now is that we can still move whilst standing still. Working at elevated heights means you shift balance from one leg to another, maintaining movement and keeping the user focused and attentive. DUO brings this movement and puts it under the users dynamic control. CLIMB is available with 2 or 3 tubes with 1 or 2 motors, the latter being a smoother operation.

PRODUCT CODE	DESCRIPTION	SIZES	PRICE
	CDD/D3S/1216	CLIMB DUO ELECTRIC Height Adjustable Back-to-Back Desk with RECTANGULAR shaped top 2 TUBE/1 MOTOR FRAME HEIGHT ADJUSTMENT 680mm - 1180mm	H 680mm W 1200mm D 1600mm £1693
	CDD/D3S/1416		to W 1400mm D 1600mm £1725
	CDD/D3S/1616		1180mm W 1600mm D 1600mm £1745
	CDD/D3S/1816		W 1800mm D 1600mm £1765
	CDD/D3L/1220	CLIMB DUO ELECTRIC Height Adjustable Back-to-Back Desk with SINGLE WAVE shaped top CHANGE L TO R FOR RIGHT HAND 2 TUBE/1 MOTOR FRAME HEIGHT ADJUSTMENT 680mm - 1180mm	H 680mm W 1200mm D 20/1600mm £1739
	CDD/D3L/1420		to W 1400mm D 20/1600mm £1763
	CDD/D3L/1620		1180mm W 1600mm D 20/1600mm £1786
	CDD/D3L/1820		W 1800mm D 20/1600mm £1810
	CDD/D3D/1220	CLIMB DUO ELECTRIC Height Adjustable Back-to-Back Desk with DOUBLE WAVE shaped top 2 TUBE/1 MOTOR FRAME HEIGHT ADJUSTMENT 680mm - 1180mm	H 680mm W 1200mm D 2000mm £1759
	CDD/D3D/1420		to W 1400mm D 2000mm £1783
	CDD/D3D/1620		1180mm W 1600mm D 2000mm £1806
	CDD/D3D/1820		W 1800mm D 2000mm £1830
		REQUIRE	  
		REQUIRE	  
		REQUIRE	  

HEIGHT ADJUSTABLE

PRODUCT CODE	DESCRIPTION	SIZES	PRICE
 CDT/D3S/1216 CDT/D3S/1416 CDT/D3S/1616 CDT/D3S/1816	CLIMB DUO ELECTRIC Height Adjustable Back-to-Back Desk with RECTANGULAR shaped top 3 TUBE/2 MOTOR FRAME HEIGHT ADJUSTMENT 600mm - 1250mm	H 600mm W 1200mm D 1600mm £2052	REQUIRE   
		to W 1400mm D 1600mm £2084	
		1250mm W 1600mm D 1600mm £2104	
		W 1800mm D 1600mm £2124	
 CDT/D3L/1220 CDT/D3L/1420 CDT/D3L/1620 CDT/D3L/1820	CLIMB DUO ELECTRIC Height Adjustable Back-to-Back Desk with SINGLE WAVE shaped top CHANGE L TO R FOR RIGHT HAND 3 TUBE/2 MOTOR FRAME HEIGHT ADJUSTMENT 600mm - 1250mm	H 600mm W 1200mm D 20/1600mm £2098	REQUIRE   
		to W 1400mm D 20/1600mm £2122	
		1250mm W 1600mm D 20/1600mm £2145	
		W 1800mm D 20/1600mm £2169	
 CDT/D3D/1220 CDT/D3D/1420 CDT/D3D/1620 CDT/D3D/1820	CLIMB DUO ELECTRIC Height Adjustable Back-to-Back Desk with DOUBLE WAVE shaped top 3 TUBE/2 MOTOR FRAME HEIGHT ADJUSTMENT 600mm - 1250mm	H 600mm W 1200mm D 2000mm £2118	REQUIRE   
		to W 1400mm D 2000mm £2142	
		1250mm W 1600mm D 2000mm £2165	
		W 1800mm D 2000mm £2189	





PRODUCT CODE

DESCRIPTION

SIZES

PRICE

CSD/J2S/1280
CSD/J2S/1480
CSD/J2S/1680
CSD/J2S/1880

CLIMB rectangular cable managed cantilever desk complete with 25mm thick top and 2 x cable ports

H 680mm W 1200mm D 800mm £749
to W 1400mm D 800mm £765
1180mm W 1600mm D 800mm £775
W 1800mm D 800mm £785

2 TUBE/1 MOTOR FRAME

HEIGHT ADJUSTMENT
680mm - 1180mm

REQUIRE



CSD/J2L/1280
CSD/J2L/1480
CSD/J2L/1680
CSD/J2L/1880

CLIMB single wave cable managed cantilever desk complete with 25mm thick top and 2 x cable ports
CHANGE L TO R FOR RIGHT HAND

H 680mm W 1200mm D 10/800mm £772
to W 1400mm D 10/800mm £784
1180mm W 1600mm D 10/800mm £796
W 1800mm D 10/800mm £807

2 TUBE/1 MOTOR FRAME

HEIGHT ADJUSTMENT
680mm - 1180mm

REQUIRE



CSD/J2D/1280
CSD/J2D/1480
CSD/J2D/1680
CSD/J2D/1880

CLIMB double wave cable managed cantilever desk complete with 25mm thick top and 2 x cable ports

H 680mm W 1200mm D 10/800mm £782
to W 1400mm D 10/800mm £794
1180mm W 1600mm D 10/800mm £806
W 1800mm D 10/800mm £817

2 TUBE/1 MOTOR FRAME

HEIGHT ADJUSTMENT
680mm - 1180mm

REQUIRE



HEIGHT ADJUSTABLE & BENCH



PRODUCT CODE

DESCRIPTION

SIZES

PRICE

CSE/J2S/1280
CSE/J2S/1480
CSE/J2S/1680
CSE/J2S/1880

CLIMB rectangular cable managed cantilever desk complete with 25mm thick top and 2 x cable ports

H 680mm W 1200mm D 800mm **£1000**
to W 1400mm D 800mm **£1016**
1180mm W 1600mm D 800mm **£1026**
W 1800mm D 800mm **£1036**

2 TUBE/2 MOTOR FRAME

HEIGHT ADJUSTMENT
680mm - 1180mm

REQUIRE



CSE/J2L/1280
CSE/J2L/1480
CSE/J2L/1680
CSE/J2L/1880

CLIMB single wave cable managed cantilever desk complete with 25mm thick top and 2 x cable ports

H 680mm W 1200mm D 10/800mm **£1023**
to W 1400mm D 10/800mm **£1035**
1180mm W 1600mm D 10/800mm **£1047**
W 1800mm D 10/800mm **£1059**

CHANGE L TO R FOR RIGHT HAND

2 TUBE/2 MOTOR FRAME

HEIGHT ADJUSTMENT
680mm - 1180mm

REQUIRE



CSE/J2D/1280
CSE/J2D/1480
CSE/J2D/1680
CSE/J2D/1880

CLIMB double wave cable managed cantilever desk complete with 25mm thick top and 2 x cable ports

H 680mm W 1200mm D 10/800mm **£1033**
to W 1400mm D 10/800mm **£1045**
1180mm W 1600mm D 10/800mm **£1057**
W 1800mm D 10/800mm **£1069**

2 TUBE/1 MOTOR FRAME

HEIGHT ADJUSTMENT
680mm - 1180mm

REQUIRE



CST/J3S/1280
CST/J3S/1480
CST/J3S/1680
CST/J3S/1880

CLIMB rectangular cable managed cantilever desk complete with 25mm thick top and 2 x cable ports

H 600mm W 1200mm D 800mm **£1116**
to W 1400mm D 800mm **£1132**
1250mm W 1600mm D 800mm **£1142**
W 1800mm D 800mm **£1152**

3 TUBE/2 MOTOR FRAME

HEIGHT ADJUSTMENT
600mm - 1250mm

REQUIRE



CST/J3L/1280
CST/J3L/1480
CST/J3L/1680
CST/J3L/1880

CLIMB single wave cable managed cantilever desk complete with 25mm thick top and 2 x cable ports

H 600mm W 1200mm D 10/800mm **£1139**
to W 1400mm D 10/800mm **£1151**
1250mm W 1600mm D 10/800mm **£1163**
W 1800mm D 10/800mm **£1174**

CHANGE L TO R FOR RIGHT HAND

3 TUBE/2 MOTOR FRAME

HEIGHT ADJUSTMENT
600mm - 1250mm

REQUIRE



CST/J3D/1280
CST/J3D/1480
CST/J3D/1680
CST/J3D/1880

CLIMB double wave cable managed cantilever desk complete with 25mm thick top and 2 x cable ports

H 600mm W 1200mm D 10/800mm **£1149**
to W 1400mm D 10/800mm **£1161**
1250mm W 1600mm D 10/800mm **£1173**
W 1800mm D 10/800mm **£1184**

3 TUBE/2 MOTOR FRAME

HEIGHT ADJUSTMENT
600mm - 1250mm

REQUIRE





PRODUCT CODE	DESCRIPTION	SIZES			PRICE
KNX/KRS/1280	KONEXXION rectangular single bench desk complete with 25mm thick top and 2 x cable ports	H 730mm	W 1200mm	D 800mm	£377
KNX/KRS/1480		W 1400mm	D 800mm	£403	
KNX/KRS/1680		W 1600mm	D 800mm	£414	
KNX/KRS/1880		W 1800mm	D 800mm	£424	

REQUIRE



KNX/KLS/1280	KONEXXION single wave single bench desk complete with 25mm thick top and 2 x cable ports	H 730mm	W 1200mm	D 800mm	£401
KNX/KLS/1480		W 1400mm	D 800mm	£423	
KNX/KLS/1680		W 1600mm	D 800mm	£435	
KNX/KLS/1880		W 1800mm	D 800mm	£448	

CHANGE L TO R FOR RIGHT HAND

REQUIRE



KNX/KDS/1280	KONEXXION double wave single bench desk complete with 25mm thick top and 2 x cable ports	H 730mm	W 1200mm	D 800mm	£406
KNX/KDS/1480		W 1400mm	D 800mm	£428	
KNX/KDS/1680		W 1600mm	D 800mm	£440	
KNX/KDS/1880		W 1800mm	D 800mm	£453	

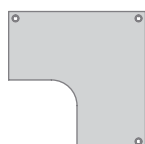
REQUIRE



KNX/KLS/1612	KONEXXION crescent single bench desk complete with 25mm thick top and 2 x cable ports	H 730mm	W 1600mm	D 1200mm	£631
KNX/KLS/1812		W 1800mm	D 1200mm	£645	

CHANGE L TO R FOR RIGHT HAND

REQUIRE



KNX/KWS/1616	KONEXXION corner single bench desk complete with 25mm thick top and 2 x cable ports	H 730mm	W 1600mm	D 1600mm	£792
KNX/KWS/1818		W 1800mm	D 1800mm	£829	

REQUIRE



KNX/KRS/##80	REPLACE ##80 with the finished length of the joined desks and for every shared single leg remove the amount shown.	H 730mm	W tbc	D 800mm	-£83
--------------	--	---------	-------	---------	------

EXAMPLE:

KNX/KRS/4880 (3 x 1600mm desks)

$$414 - (414 - 83) - (414 - 83) = £1076$$

REQUIRE

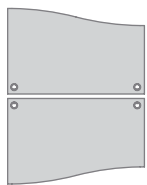


BENCH & PANEL



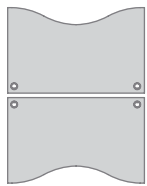
PRODUCT CODE	DESCRIPTION	SIZES			PRICE
KNX/KRD/1216	KONEXXION rectangular DOUBLE SIDED bench desk complete with 25mm thick top and 2 x cable ports	H 730mm	W 1200mm	D 1600mm	£572
KNX/KRD/1416		W 1400mm	D 1600mm	£625	
KNX/KRD/1616		W 1600mm	D 1600mm	£646	
KNX/KRD/1816		W 1800mm	D 1600mm	£667	

REQUIRE



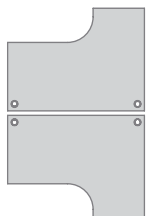
KNX/KLD/1216	KONEXXION single wave DOUBLE SIDED bench desk complete with 25mm thick top and 2 x cable ports	H 730mm	W 1200mm	D 1600mm	£621
KNX/KLD/1416		W 1400mm	D 1600mm	£665	
KNX/KLD/1616		W 1600mm	D 1600mm	£690	
KNX/KLD/1816		W 1800mm	D 1600mm	£714	

REQUIRE



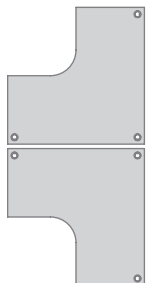
KNX/KDD/1216	KONEXXION double wave DOUBLE SIDED bench desk complete with 25mm thick top and 2 x cable ports	H 730mm	W 1200mm	D 1600mm	£626
KNX/KDD/1416		W 1400mm	D 1600mm	£670	
KNX/KDD/1616		W 1600mm	D 1600mm	£695	
KNX/KDD/1816		W 1800mm	D 1600mm	£719	

REQUIRE



KNX/KLD/1624	KONEXXION crescent DOUBLE SIDED bench desk complete with 25mm thick top and 2 x cable ports	H 730mm	W 1600mm	D 2400mm	£1195
KNX/KLD/1824		W 1800mm	D 2400mm	£1223	

REQUIRE



KNX/KWD/1632	KONEXXION corner DOUBLE SIDED bench desk complete with 25mm thick top and 2 x cable ports	H 730mm	W 3200mm	D 1600mm	£1297
KNX/KWD/1836		W 3600mm	D 1800mm	£1373	

REQUIRE



KNX/KRD/##16	REPLACE ##16 with the finished length of the joined desks and for every shared double leg remove the amount shown.	H 730mm	W tbc	D 1600mm	-£125
--------------	--	---------	-------	----------	-------

EXAMPLE:



KNX/KRD/3616 (2 x 1800mm desks)

667 - (667 - 125) = £1209



REQUIRE







PRODUCT CODE	DESCRIPTION	SIZES			PRICE
BLX/BXS/1280	BLOXX rectangular panel desk complete with 25mm thick top and 2 x cable ports	H 730mm	W 1200mm	D 800mm	£302
BLX/BXS/1480		W 1400mm	D 800mm	£323	
BLX/BXS/1680		W 1600mm	D 800mm	£338	
BLX/BXS/1880		W 1800mm	D 800mm	£352	
		REQUIRE			





BLX/BXL/1280	BLOXX single wave panel desk complete with 25mm thick top and 2 x cable ports	H 730mm	W 1200mm	D 800mm	£334
BLX/BXL/1480		W 1400mm	D 800mm	£350	
BLX/BXL/1680		W 1600mm	D 800mm	£367	
BLX/BXL/1880		W 1800mm	D 800mm	£383	
		REQUIRE			

CHANGE L TO R FOR RIGHT HAND

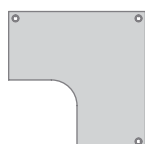




BLX/BXD/1280	BLOXX double wave panel desk complete with 25mm thick top and 2 x cable ports	H 730mm	W 1200mm	D 800mm	£342
BLX/BXD/1480		W 1400mm	D 800mm	£358	
BLX/BXD/1680		W 1600mm	D 800mm	£374	
BLX/BXD/1880		W 1800mm	D 800mm	£391	
		REQUIRE			





BLX/BXL/1612	BLOXX crescent panel desk complete with 25mm thick top and 2 x cable ports	H 730mm	W 1600mm	D 1200mm	£467
BLX/BXL/1812		W 1800mm	D 1200mm	£485	
		REQUIRE			

CHANGE L TO R FOR RIGHT HAND






BLX/BXC/1616	BLOXX corner panel desk complete with 25mm thick top and 2 x cable ports	H 730mm	W 1600mm	D 1600mm	£526
BLX/BXC/1818		W 1800mm	D 1800mm	£568	
		REQUIRE			




BLX/BXT/1212	BLOXX 120° desk complete with 25mm thick top and 2 x cable ports	H 730mm	W 1200mm	D 1200mm	£472
		REQUIRE			

CANTILEVER & CABLE MANAGEMENT






PRODUCT CODE	DESCRIPTION	SIZES	PRICE
RAX/RXS/1280	RAXX rectangular cable managed cantilever desk complete with 25mm thick top and 2 x cable ports	H 730mm W 1200mm D 800mm	£261
RAX/RXS/1480		W 1400mm D 800mm	£282
RAX/RXS/1680		W 1600mm D 800mm	£297
RAX/RXS/1880		W 1800mm D 800mm	£311
		REQUIRE	  






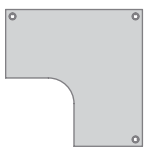
RAX/RXL/1280	RAXX single wave cable managed cantilever desk complete with 25mm thick top and 2 x cable ports	H 730mm W 1200mm D 800mm	£291
RAX/RXL/1480		W 1400mm D 800mm	£307
RAX/RXL/1680		W 1600mm D 800mm	£323
RAX/RXL/1880		W 1800mm D 800mm	£340
		CHANGE L TO R FOR RIGHT HAND	
		REQUIRE	  






RAX/RXD/1280	RAXX double wave cable managed cantilever desk complete with 25mm thick top and 2 x cable ports	H 730mm W 1200mm D 800mm	£296
RAX/RXD/1480		W 1400mm D 800mm	£312
RAX/RXD/1680		W 1600mm D 800mm	£328
RAX/RXD/1880		W 1800mm D 800mm	£345
		REQUIRE	  









RAX/RXL/1612	RAXX crescent cable managed cantilever desk complete with 25mm thick top and 2 x cable ports	H 730mm W 1600mm D 1200mm	£432
RAX/RXL/1812		W 1800mm D 1200mm	£450
		CHANGE L TO R FOR RIGHT HAND	
		REQUIRE	  






RAX/RXC/1616	RAXX corner cable managed cantilever desk complete with 25mm thick top and 2 x cable ports	H 730mm W 1600mm D 1600mm	£485
RAX/RXC/1818		W 1800mm D 1800mm	£527
		REQUIRE	  









RAX/RXT/1212	RAXX 120° desk complete with 25mm thick top and 2 x cable ports	H 730mm W 1200mm D 1200mm	£431
		REQUIRE	  

PRODUCT CODE	DESCRIPTION	SIZES	PRICE
DSK/SCT/1001	Folded SINGLE Sided Cable Tray	H 150mm W 1000mm D 100mm	£35
DSK/SCT/1201	FITS: KONEXXION, BLOXX, RAXX NOTE: It is recommended to purchase a cable tray 200mm shorter than the desk width	W 1200mm D 100mm	£38
DSK/SCT/1401		W 1400mm D 100mm	£42
DSK/SCT/1601		W 1600mm D 100mm	£45
		REQUIRE 	
DSK/DCT/1002	Folded DOUBLE Sided Cable Tray	H 150mm W 1000mm D 200mm	£45
DSK/DCT/1202	FITS: KONEXXION NOTE: It is recommended to purchase a cable tray 200mm shorter than the desk width	W 1200mm D 200mm	£48
DSK/DCT/1402		W 1400mm D 200mm	£52
DSK/DCT/1602		W 1600mm D 200mm	£60
		REQUIRE 	
DSK/WRB/1001	Folded SINGLE Sided Wire Basket	H 150mm W 1000mm D 100mm	£115
DSK/WRB/1201	FITS: KONEXXION, BLOXX, RAXX NOTE: It is recommended to purchase a wire basket 200mm shorter than the desk width	W 1200mm D 100mm	£120
DSK/WRB/1401		W 1400mm D 100mm	£125
DSK/WRB/1601		W 1600mm D 100mm	£130
		REQUIRE 	







WOOD	REF	DESCRIPTION
	/MO 2217	Stone Oak
	/MB 0381	Beech
	/MM 0375	Maple

WOOD	REF	DESCRIPTION
	/MC 0344	Cherry
	/MN 0481	Walnut
	/MW K101	White

WOOD	REF	DESCRIPTION
	/MP W1100	Premium White
	/MG 0112	Stone Grey
	/MS N/A	SPECIAL MFC* *: DETAILS REQUIRED



PAINT	RAL	DESCRIPTION
	/LG 7035	Light Grey (002)
	/TW 9016	Traffic White (016)

PAINT	RAL	DESCRIPTION
	/BK 9005	Black (005)
	/WT 9010	White (010)

PAINT	RAL	DESCRIPTION
	/AG 7016	Anthracite (024)
	/SL 9006	Silver (052)

NOTE: Other paint finishes are available, please contact a member of our sales team to discuss your requirement.



WOOD STORAGE

We offer a large selection of wooden storage units which can enhance any office environment. With a wide choice of finishes available the options to tailour your storage to your interior design scheme has never been better.

We also have a range of keyless storage products, available in a wood finish, representing value for money, without compromising on quality. The storage can be configured with a selection of different locking devices including puch-button locks and access card readers.

PEDESTALS

PRODUCT CODE DESCRIPTION SIZES PRICE



SLP/W3B/0504 SOLO+ Wooden Mobile Pedestal with 3 personal drawers H 553mm W 420mm D 600mm /SK **£252**
/PE **£313**
/PA **£415**

REQUIRE



SLP/W2F/0504 SOLO+ Wooden Mobile Pedestal with 1 personal drawer and 1 filing drawer H 553mm W 420mm D 600mm /SK **£234**
/PE **£295**
/PA **£397**

REQUIRE



SLP/W3F/0604 SOLO+ Wooden Mobile Pedestal with 2 personal drawers and 1 filing drawer H 648mm W 420mm D 600mm /SK **£274**
/PE **£335**
/PA **£437**

REQUIRE



SLP/W2F/0604 SOLO+ Wooden Pedestal with 2 filing drawers H 648mm W 420mm D 600mm /SK **£267**
/PE **£328**
/PA **£430**

REQUIRE



SLP/W2C/0604 SOLO+ Wooden Mobile Pedestal with 1 personal drawer and 1 filing drawer WITH 75mm upholstered cushion H 633mm W 420mm D 600mm /SK **£394**
/PE **£455**
Camira Xtreme Plus ONLY /PA **£557**

REQUIRE



FABRIC CHOICES



YS005 Curacao



YS072 Solano



YS084 Tarot



YS081 Blizzard



YS079 Panama



YS071 Sandstorm



YS009 Havana



YS080 Rainforest



YS106 Calypso









WOOD STORAGE

PRODUCT CODE	DESCRIPTION	SIZES	PRICE
	SLP/63F/0704 SOLO+ WOOD Pedestal 600mm DEEP with 2 personal drawers and 1 filing drawer 600mm DEEP	H 730mm W 420mm D 600mm	/SK £284 /PE £345 /PA £447
	REQUIRE	   	
	SLP/62F/0704 SOLO+ WOOD Pedestal 600mm DEEP with 2 filing drawers 600mm DEEP	H 730mm W 420mm D 600mm	/SK £264 /PE £325 /PA £427
	REQUIRE	   	
	SLP/83F/0704 SOLO+ WOOD Pedestal 800mm DEEP with 2 personal drawers and 1 filing drawer 800mm DEEP	H 730mm W 420mm D 800mm	/SK £305 /PE £366 /PA £468
	REQUIRE	   	
	SLP/82F/0704 SOLO+ WOOD Pedestal 800mm DEEP with 2 filing drawers 800mm DEEP	H 730mm W 420mm D 800mm	/SK £284 /PE £345 /PA £447
	REQUIRE	   	
	SLP/F3F/0704 SOLO+ WOOD Pedestal 600/800mm DEEP with 2 personal drawers and 1 filing drawer FLYOVER TOP	H 730mm W 420mm D 800mm	/SK £299 /PE £360 /PA £462
	REQUIRE	   	
	SLP/F2F/0704 SOLO+ WOOD Pedestal 600/800mm DEEP with 2 filing drawers FLYOVER TOP	H 730mm W 420mm D 800mm	/SK £279 /PE £340 /PA £442
	REQUIRE	   	

NOTE: All desk high pedestals have height adjusting feet giving a range of height from 720mm to 740mm

UPGRADE PEDESTALS



PRODUCT CODE	DESCRIPTION	SIZES	PRICE
SLP/62F/1204	SOLO+ WOOD Box File Pedestal 600mm DEEP with x1 personal drawer and x1 filing drawer.	H 1200mm W 420mm D 600mm	/SK £375 /PE £436 /PA £538
		REQUIRE	   
SLP/83P/1204	SOLO+ WOOD Box File Pedestal 600mm DEEP with x3 personal drawers.	H 1200mm W 420mm D 600mm	/SK £395 /PE £456 /PA £558
		REQUIRE	   
SLP/PNW/TRAY	SOLO+ Pedestal Pen Tray - 420mm wide SUPPLIED BLACK	H 40mm W 420mm D 100mm	£12
SLP/PNS/TRAY	SOLO+ Pedestal Pen Tray - 300mm wide SUPPLIED BLACK	H 40mm W 300mm D 100mm	£11

CODE EXAMPLE

SLP/82F/0703/MW/W/H3/KY

SOLO+ Slimline WOOD Pedestal 800mm DEEP with 2 filing drawers.

WHITE MFC Finish

WHITE EDGING




BLOCK HANDLE




KEY LOCK



WOOD STORAGE

PRODUCT CODE	DESCRIPTION	SIZES	PRICE
	SLB/83R/1204	SOLO+ WOOD Pedestal 800mm DEEP with 2 personal drawers and 1 filing drawer AND open bookcase above	H 1200mm W 420mm D 800mm /SK £499 /PE £560 /PA £662
	800mm DEEP		
	RIGHT HAND VERSION SHOWN	REQUIRE	   
	SLB/83L/1204	SOLO+ WOOD Pedestal 800mm DEEP with 2 personal drawers and 1 filing drawer AND open bookcase above	H 1200mm W 420mm D 800mm /SK £499 /PE £560 /PA £662
	800mm DEEP		
	LEFT HAND VERSION	REQUIRE	   
	SLT/83R/1204	SOLO+ WOOD Pedestal 800mm DEEP with 2 personal drawers and 1 filing drawer & single sided tambour (key lock ONLY)	H 1200mm W 420mm D 800mm /SK £684 /PE £745 /PA £847
	800mm DEEP		
	RIGHT HAND VERSION SHOWN	REQUIRE	   
	SLT/83L/1204	SOLO+ WOOD Pedestal 800mm DEEP with 2 personal drawers and 1 filing drawer & single sided tambour (key lock ONLY)	H 1200mm W 420mm D 800mm /SK £684 /PE £745 /PA £847
	800mm DEEP		
	LEFT HAND VERSION	REQUIRE	   



WOOD	REF	DESCRIPTION
	/MO 2217	Stone Oak
	/MB 0381	Beech
	/MM 0375	Maple

WOOD	REF	DESCRIPTION
	/MC 0344	Cherry
	/MN 0481	Walnut
	/MW K101	White

WOOD	REF	DESCRIPTION
	/MP W1100	Premium White
	/MG 0112	Stone Grey
MS	/MS N/A	SPECIAL MFC* *: DETAILS REQUIRED

BOOKCASES & CUPBOARDS

PRODUCT CODE	DESCRIPTION	SIZES	PRICE
 SMP/BKC/7310	1000mm wide SMART+ Bookcase range with levelling feet as standard.	H 730mm W 1000mm D 350mm	£194
		REQUIRE  	
 SMP/BKC/1010	1000mm wide SMART+ Bookcase range with levelling feet as standard.	H 1000mm W 1000mm D 350mm	£241
		REQUIRE  	
 SMP/BKC/1210	1000mm wide SMART+ Bookcase range with levelling feet as standard.	H 1200mm W 1000mm D 350mm	£259
		REQUIRE  	
 SMP/BKC/1610	1000mm wide SMART+ Bookcase range with levelling feet as standard.	H 1600mm W 1000mm D 350mm	£332
		REQUIRE  	
 SMP/BKC/2010	1000mm wide SMART+ Bookcase range with levelling feet as standard.	H 2000mm W 1000mm D 350mm	£388
		REQUIRE  	
PRODUCT CODE	DESCRIPTION	SIZES	PRICE
SMP/BKC/7308	800mm wide SMART+ Bookcase range	W 800mm	£175
SMP/BKC/1008			£217
SMP/BKC/1208			£233
SMP/BKC/1608			£296
SMP/BKC/2008			£347

WOOD STORAGE

PRODUCT CODE	DESCRIPTION	SIZES	PRICE
 SMP/CUP/7310	SMART+ Cupboard range 1000mm wide, with levelling feet as standard. SUPPLIED EMPTY - Can support: x1 25mm Shelf (loading 35kg)	H 730mm W 1000mm D 500mm	£301
		REQUIRE   	
 SMP/CUP/1010	SMART+ Cupboard range 1000mm wide, with levelling feet as standard. SUPPLIED EMPTY - Can support: x2 25mm Shelf (loading 35kg)	H 1000mm W 1000mm D 500mm	£339
		REQUIRE   	
 SMP/CUP/1210	SMART+ Cupboard range 1000mm wide, with levelling feet as standard. SUPPLIED EMPTY - Can support: x3 25mm Shelf (loading 35kg)	H 1200mm W 1000mm D 500mm	£385
		REQUIRE   	
 SMP/CUP/1610	SMART+ Cupboard range 1000mm wide, with levelling feet as standard. SUPPLIED EMPTY - Can support: x4 25mm Shelf (loading 35kg)	H 1600mm W 1000mm D 500mm	£437
		REQUIRE   	
 SMP/CUP/2010	SMART+ Cupboard range 1000mm wide, with levelling feet as standard. SUPPLIED EMPTY - Can support: x5 25mm Shelf (loading 35kg)	H 2000mm W 1000mm D 500mm	£498
		REQUIRE   	
PRODUCT CODE SMP/CUP/7308 SMP/CUP/8008 SMP/CUP/1208 SMP/CUP/1608 SMP/CUP/2008	DESCRIPTION 800mm wide SMART+ Cupboard range	SIZES W 800mm	PRICE £284 £321 £365 £415 £473

GLAZED & SIDE FILERS



PRODUCT CODE	DESCRIPTION	SIZES	PRICE
SMP/GBK/7710	SMART+ Glazed Bookcase range 1000mm wide, Sliding Glass door bookcase topbox ONLY	H 870mm W 1000mm D 350mm	£624

REQUIRE



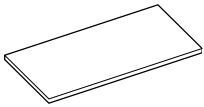
SMP/GBK/7310	SMART+ Glazed Cupboard range 1000mm wide cupboard unit ONLY, with levelling feet as standard.	H 730mm W 1000mm D 500mm	£301
--------------	---	--------------------------	------

SUPPLIED EMPTY - Can support:
x1 25mm Shelf (loading 35kg)

REQUIRE

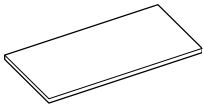


CUPBOARD INTERNALS



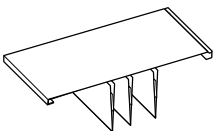
PRODUCT CODE	DESCRIPTION	SIZES	PRICE
SMP/BKS/3501	SMART+ Wooden BOOKCASE Shelf	H 25mm W 1000mm D 350mm	£30
SMP/BKS/3508	x1 25mm Shelf (loading 35kg)	W 800mm	£28

REQUIRE



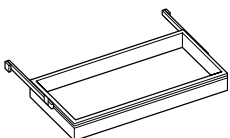
SMP/CPS/4801	SMART+ Wooden CUPBOARD Shelf	H 25mm W 1000mm D 480mm	£32
SMP/CPS/4808	x1 25mm Shelf (loading 35kg)	W 800mm	£30

REQUIRE



SMP/SFS/4501	SMART+ Metal CUPBOARD Suspension Shelf	H 20mm W 1000mm D 450mm	£80
SMP/SFS/4508		W 800mm	£77

REQUIRE






















SMP/POF/4501	SMART+ CUPBOARD Pull-out Filing Frame	H 90mm W 1000mm D 450mm	£198
SMP/POF/4508		W 800mm	£195

REQUIRE



WOOD STORAGE

PRODUCT CODE	DESCRIPTION	SIZES	PRICE
 SMP/SFS/7310	SMART+ 2 drawer Side Filer range, 1000mm wide with handle and levelling feet as standard. Accepts Foolscap & A4 Filing	H 730mm W 1000mm D 450mm	£676
		REQUIRE	 
 SMP/SFS/1010	SMART 3 drawer Side Filer range, 1000mm wide with handle and levelling feet as standard. Accepts Foolscap & A4 Filing	H 1064mm W 1000mm D 450mm	£892
		REQUIRE	 
 SMP/SFS/1310	SMART 4 drawer Side Filer range, 1000mm wide with handle and levelling feet as standard. Accepts Foolscap & A4 Filing	H 1398mm W 1000mm D 450mm	£1109
		REQUIRE	 
PRODUCT CODE SMP/SFS/7108 SMP/SFS/1008 SMP/SFS/1308	DESCRIPTION 800mm wide SMART+ Side Filer range	SIZES W 800mm	PRICE £647 £855 £1064

	WOOD	REF	DESCRIPTION	WOOD	REF	DESCRIPTION	WOOD	REF	DESCRIPTION		
	/MO	2217	Stone Oak		/MC	0344	Cherry		/MP	W1100	Premium White
	/MB	0381	Beech		/MN	0481	Walnut		/MG	0112	Stone Grey
	/MM	0375	Maple		/MW	K101	White		/MS	N/A	SPECIAL MFC* *: DETAILS REQUIRED

PRODUCT CODE	DESCRIPTION	SIZES	PRICE
 SMP/HST/7310	SMART+ Side Tambour range 1000mm wide, with levelling feet as standard. SUPPLIED EMPTY - Can support: x1 25mm Shelf (loading 35kg)	H 730mm W 1000mm D 500mm	£438
		REQUIRE   	
 SMP/HST/1010	SMART+ Side Tambour range 1000mm wide, with levelling feet as standard. SUPPLIED EMPTY - Can support: x2 25mm Shelf (loading 35kg)	H 1000mm W 1000mm D 500mm	£480
		REQUIRE   	
 SMP/HST/1210	SMART+ Side Tambour range 1000mm wide, with levelling feet as standard. SUPPLIED EMPTY - Can support: x3 25mm Shelf (loading 35kg)	H 1200mm W 1000mm D 500mm	£533
		REQUIRE   	
 SMP/HST/1610	SMART+ Side Tambour range 1000mm wide, with levelling feet as standard. SUPPLIED EMPTY - Can support: x4 25mm Shelf (loading 35kg)	H 1600mm W 1000mm D 500mm	£598
		REQUIRE   	
 SMP/HST/2010	SMART+ Side Tambour range 1000mm wide, with levelling feet as standard. SUPPLIED EMPTY - Can support: x5 25mm Shelf (loading 35kg)	H 2000mm W 1000mm D 500mm	£663
		REQUIRE   	

CODE EXAMPLE

SMP/HST/1610/**MO/B/TB**

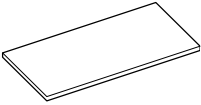


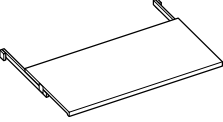


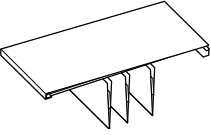

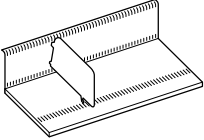
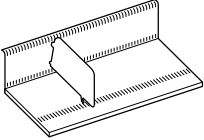

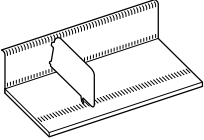

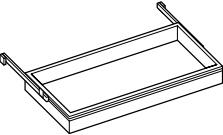

SMART+ Side Tambour range 1000mm wide, 1600mm high with levelling feet as standard.

OAK MFC Finish

BLACK EDGING

BLACK TAMBOUR

WOOD STORAGE

PRODUCT CODE	DESCRIPTION	SIZES	PRICE
 SMP/HMS/4501	SMART+ TAMBOUR Shelf x1 25mm Shelf (loading 35kg)	H 20mm W 1000mm D 450mm	£35
		REQUIRE  	
 SMP/HPS/4501	SMART+ TAMBOUR Pull-out Shelf	H 20mm W 1000mm D 450mm	£56
		REQUIRE  	
 SMP/HSF/4501	SMART+ TAMBOUR Suspension Shelf	H 20mm W 1000mm D 450mm	£70
		REQUIRE 	
 SMP/SLS/4501	SMART+ TAMBOUR Slotted Shelf	H 130mm W 1000mm D 450mm	£72
 SMP/SLD/4505	Dividers (x5 pack)	REQUIRE 	£69
 SMP/SLM/4501	Magnetic Dividers (each)	REQUIRE 	£22
 SMP/HFF/4501	SMART+ TAMBOUR Pull-out Filing Frame	H 90mm W 1000mm D 450mm	£198
		REQUIRE 	



CODE	RAL	DESCRIPTION	CODE	RAL	DESCRIPTION
------	-----	-------------	------	-----	-------------



/TS	9006	Silver Tambour
-----	------	----------------



/TB	9005	Black Tambour
-----	------	---------------



/TG	7016	Anthracite Tambour
-----	------	--------------------



/TW	9016	White Tambour
-----	------	---------------



WOOD	REF	DESCRIPTION	WOOD	REF	DESCRIPTION	WOOD	REF	DESCRIPTION
------	-----	-------------	------	-----	-------------	------	-----	-------------



/MO	2217	Stone Oak
-----	------	-----------



/MC	0344	Cherry
-----	------	--------



/MB	0381	Beech
-----	------	-------



/MN	0481	Walnut
-----	------	--------



/MM	0375	Maple
-----	------	-------



/MW	K101	White
-----	------	-------



/MP	W1100	Premium White
-----	-------	---------------



/MG	0112	Stone Grey
-----	------	------------



/MS	N/A	SPECIAL MFC* *: DETAILS REQUIRED
-----	-----	-------------------------------------

LOCKERS

PRODUCT CODE	DESCRIPTION	SIZES	PRICE
 SMP/LKR/7304	400mm wide SMART+ Locker range with levelling feet as standard. 2 COMPARTMENT LOCKER INTERNAL: 326mm x 362mm x 460mm	H 730mm W 400mm D 500mm	£318
		REQUIRE  	
 SMP/LKR/1004	400mm wide SMART+ Locker range with levelling feet as standard. 3 COMPARTMENT LOCKER INTERNAL: 326mm x 362mm x 460mm	H 1064mm W 400mm D 500mm	£427
		REQUIRE  	
 SMP/LKR/1404	400mm wide SMART+ Locker range with levelling feet as standard. 4 COMPARTMENT LOCKER INTERNAL: 326mm x 362mm x 460mm	H 1398mm W 400mm D 500mm	£516
		REQUIRE  	
 SMP/LKR/1704	400mm wide SMART+ Locker range with levelling feet as standard. 5 COMPARTMENT LOCKER INTERNAL: 326mm x 362mm x 460mm NOTE: Needs to be wall fixed	H 1732mm W 400mm D 500mm	£590
		REQUIRE  	
 SMP/LKR/2004	400mm wide SMART+ Locker range with levelling feet as standard. 6 COMPARTMENT LOCKER INTERNAL: 326mm x 362mm x 460mm NOTE: Needs to be wall fixed	H 2066mm W 400mm D 500mm	£670
		REQUIRE  	

CODE EXAMPLE

SMP/LKR/1040/MO/W













400mm wide SMART+ 3 DOOR Locker with levelling feet as standard.













OAK MFC Finish

WHITE EDGING


PRODUCT CODE	DESCRIPTION	SIZES	PRICE
 SMP/LKR/7308	800mm wide SMART+ Locker range with levelling feet as standard. 4 COMPARTMENT LOCKER INTERNAL: 326mm x 370mm x 460mm	H 730mm W 800mm D 500mm	£561
		REQUIRE  	
 SMP/LKR/1008	800mm wide SMART+ Locker range with levelling feet as standard. 6 COMPARTMENT LOCKER INTERNAL: 326mm x 370mm x 460mm	H 1064mm W 800mm D 500mm	£741
		REQUIRE  	
 SMP/LKR/1408	800mm wide SMART+ Locker range with levelling feet as standard. 8 COMPARTMENT LOCKER INTERNAL: 326mm x 370mm x 460mm	H 1398mm W 800mm D 500mm	£961
		REQUIRE  	
 SMP/LKR/1708	800mm wide SMART+ Locker range with levelling feet as standard. 10 COMPARTMENT LOCKER INTERNAL: 326mm x 370mm x 460mm NOTE: Needs to be wall fixed	H 1732mm W 800mm D 500mm	£1057
		REQUIRE  	
 SMP/LKR/2008	800mm wide SMART+ Locker range with levelling feet as standard. 12 COMPARTMENT LOCKER INTERNAL: 326mm x 370mm x 460mm NOTE: Needs to be wall fixed	H 2066mm W 800mm D 500mm	£1250
		REQUIRE  	
 ACS/LKR/HB2R	HOTBOX 2 - Red Fabric	H 311mm W 426mm D 125mm	£131

FILING CABINET & QUADRANTS

PRODUCT CODE	DESCRIPTION	SIZES	PRICE
	SMP/FLC/7345 SMART+ 2 Drawer Filing Cabinet range 450mm wide, with levelling feet as standard.	H 730mm W 454mm D 500mm	£345
	REQUIRE	  	
	SMP/FLC/1045 SMART+ 3 Drawer Filing Cabinet range 450mm wide, with levelling feet as standard.	H 1064mm W 454mm D 500mm	£452
	REQUIRE	  	
	SMP/FLC/1345 SMART+ 4 Drawer Filing Cabinet range 450mm wide, with levelling feet as standard.	H 1398mm W 454mm D 500mm	£546
	REQUIRE	  	

	WOOD	REF	DESCRIPTION		WOOD	REF	DESCRIPTION		WOOD	REF	DESCRIPTION
	/MO	2217	Stone Oak		/MC	0344	Cherry		/MP	W1100	Premium White
	/MB	0381	Beech		/MN	0481	Walnut		/MG	0112	Stone Grey
	/MM	0375	Maple		/MW	K101	White		/MS	N/A	SPECIAL MFC* *: DETAILS REQUIRED

WOOD STORAGE

PRODUCT CODE	DESCRIPTION	SIZES	PRICE
 SMP/QDO/7308	SMART+ Quadrant range 800mm wide, with three point locking and levelling feet as standard. SUPPLIED WITH - x1 25mm Shelf (loading 35kg)	H 730mm W 800mm D 800mm	£331
		REQUIRE  	
 SMP/QDT/7308	SMART+ Quadrant Tambour range 800mm wide, with levelling feet as standard. SUPPLIED WITH - x1 25mm Shelf (loading 35kg)	H 730mm W 800mm D 800mm	£607
		REQUIRE   	
 SMP/QDO/7306	SMART+ Quadrant range 600mm wide, with levelling feet as standard. SUPPLIED WITH - x1 25mm Shelf (loading 35kg)	H 730mm W 600mm D 600mm	£291
		REQUIRE  	
 SMP/QDO/7305	SMART+ Side Open Quadrant range 500mm wide, with levelling feet as standard. SUPPLIED WITH - x1 25mm Shelf (loading 35kg)	H 730mm W 500mm D 500mm	£281
		REQUIRE  	
 SMP/QDO/1205	SMART+ Side Open Quadrant range 500mm wide, with levelling feet as standard. SUPPLIED WITH - x2 25mm Shelf (loading 35kg)	H 1200mm W 500mm D 500mm	£333
		REQUIRE  	
 SMP/QDO/1605	SMART+ Side Open Quadrant range 500mm wide, with levelling feet as standard. SUPPLIED WITH - x3 25mm Shelf (loading 35kg)	H 1600mm W 500mm D 500mm	£373
		REQUIRE  	

CREDENZAS & BOOKSTOPS

PRODUCT CODE	DESCRIPTION	SIZES	PRICE
 SMP/CRA/0906	SMART+ 600mm wide Credenza SINGLE door unit complete with adjustable feet	H 950mm W 600mm D 600mm	£370
		REQUIRE   	
 SMP/CRA/0912	SMART+ 1200mm wide Credenza TWO door unit complete with adjustable feet	H 950mm W 1200mm D 600mm	£470
		REQUIRE   	
 SMP/CRA/0918	SMART+ 1800mm wide Credenza THREE door unit complete with adjustable feet	H 950mm W 1800mm D 600mm	£657
		REQUIRE   	
 SMP/CRA/0924	SMART+ 2400mm wide Credenza FOUR door unit complete with adjustable feet NOTE: Horizontal wood grain direction on doors	H 950mm W 2400mm D 600mm	£940
		REQUIRE   	
 SMP/CRA/REFR	Refridgerator Unit 240V with Freezer Compartment	H 690mm W 580mm D 580mm	£650
/WB	Pull-out Wire Basket		+£60
/CT	Pull-out Cutlery Tray		+£70
/LU	Pull-out Larder Unit		+£80

CODE EXAMPLE

SMP/CRA/0918/MW/W/H1

SMART+ 1800mm wide Credenza TRIPLE door unit complete

WHITE MFC Finish













WHITE EDGING

BENT HANDLE

WOOD STORAGE

PRODUCT CODE	DESCRIPTION	SIZES	PRICE
 SMP/BKS/0704	SMART+ 400mm wide BOOKSTOP SINGLE door unit complete with adjustable feet	H 730mm W 400mm D 800mm	£350
		REQUIRE   	
 SMP/BKS/0712	SMART+ 1200mm wide BOOKSTOP TWO door unit complete with adjustable feet	H 730mm W 1200mm D 500mm	£450
		REQUIRE   	
 SMP/BKS/0716	SMART+ 1600mm wide BOOKSTOP THREE door unit complete with adjustable feet	H 730mm W 1600mm D 500mm	£630
		REQUIRE   	
 SMP/BKS/0720	SMART+ 2000mm wide BOOKSTOP FOUR door unit complete with adjustable feet	H 730mm W 2000mm D 500mm	£910
		REQUIRE   	










NOTE: When using Bookstop units at the end of desk runs that use screens between desks the width of the unit will depend upon the width of the screen gap. The unit may need to be 1620mm, 1640mm, etc. Contact us for any size options that you require.

	WOOD	REF	DESCRIPTION		WOOD	REF	DESCRIPTION		WOOD	REF	DESCRIPTION
	/MO	2217	Stone Oak		/MC	0344	Cherry		/MP	W1100	Premium White
	/MB	0381	Beech		/MN	0481	Walnut		/MG	0112	Stone Grey
	/MM	0375	Maple		/MW	K101	White		/MS	N/A	SPECIAL MFC* *: DETAILS REQUIRED

RETURNS & TOWERS

PRODUCT CODE	DESCRIPTION	SIZES	PRICE
	SMP/DUB/059L SMART+ DUO unit with x3 personal drawers and an open bookcase/bag store LEFT HAND 500mm DEEP	H 450mm W 900mm D 450mm	£771
		REQUIRE   	
	SMP/DUB/059R SMART+ DUO unit with x3 personal drawers and an open bookcase/bag store RIGHT HAND 500mm DEEP	H 450mm W 900mm D 450mm	£771
		REQUIRE   	
	SMP/DUC/059L SMART+ DUO unit with x3 personal drawers and an open bookcase/bag store WITH upholstered seat pad LEFT HAND 500mm DEEP	H 450mm W 900mm D 450mm	£970
		REQUIRE   	
	SMP/DUC/059R SMART+ DUO unit with x3 personal drawers and an open bookcase/bag store WITH upholstered seat pad RIGHT HAND 500mm DEEP	H 450mm W 900mm D 450mm	£970
		REQUIRE   	

FABRIC CHOICES

 YS005 Curacao	 YS072 Solano	 YS084 Tarot
 YS081 Blizzard	 YS079 Panama	 YS071 Sandstorm
 YS009 Havana	 YS080 Rainforest	 YS106 Calypso

CODE EXAMPLE

SMP/TWL/1242/MM/M/H2/KY

SMART+ 420mm wide Left Hand TOWER unit door unit complete with Inner Pull-out on internal castors

















MAPLE MFC Finish













MATCHED EDGING

BAR HANDLE














KEY LOCK

WOOD STORAGE

PRODUCT CODE	DESCRIPTION	SIZES	PRICE
 SMP/TWL/0742	SMART+ 420mm wide Left Hand TOWER unit door unit complete with Inner Pull-out on internal castors SUPPLIED WITH -x1 25mm Shelf (loading 35kg) LEFT HAND	H 730mm W 420mm D 800mm REQUIRE   	£398
 SMP/TWL/1242	SMART+ 420mm wide Left Hand TOWER unit door unit complete with Inner Pull-out on internal castors SUPPLIED WITH -x2 25mm Shelf (loading 35kg) LEFT HAND	H 1200mm W 420mm D 800mm REQUIRE   	£479
 SMP/TWR/0742	SMART+ 420mm wide Right Hand TOWER unit door unit complete with Inner Pull-out on internal castors SUPPLIED WITH -x1 25mm Shelf (loading 35kg) RIGHT HAND	H 730mm W 420mm D 800mm REQUIRE   	£398
 SMP/TWR/1242	SMART+ 420mm wide Right Hand TOWER unit door unit complete with Inner Pull-out on internal castors SUPPLIED WITH -x2 25mm Shelf (loading 35kg) RIGHT HAND	H 1200mm W 420mm D 800mm REQUIRE   	£479

	WOOD	REF	DESCRIPTION		WOOD	REF	DESCRIPTION		WOOD	REF	DESCRIPTION
	/MO	2217	Stone Oak		/MC	0344	Cherry		/MP	W1100	Premium White
	/MB	0381	Beech		/MN	0481	Walnut		/MG	0112	Stone Grey
	/MM	0375	Maple		/MW	K101	White		/MS	N/A	SPECIAL MFC* *: DETAILS REQUIRED

KEYLESS CUPBOARDS

PRODUCT CODE	DESCRIPTION	SIZES	PRICE
 AGP/CUP/7310	AGILITY+ Cupboard range 1000mm wide, with levelling feet as standard. SUPPLIED EMPTY - Can support: x1 25mm Shelf (loading 35kg)	H 730mm W 1000mm D 500mm /PE /FL	£362 £464
REQUIRE    			
 AGP/CUP/1010	AGILITY+ Cupboard range 1000mm wide, with levelling feet as standard. SUPPLIED EMPTY - Can support: x2 25mm Shelf (loading 35kg)	H 1000mm W 1000mm D 500mm /PE /FL	£400 £502
REQUIRE    			
 AGP/CUP/1210	AGILITY+ Cupboard range 1000mm wide, with levelling feet as standard. SUPPLIED EMPTY - Can support: x3 25mm Shelf (loading 35kg)	H 1200mm W 1000mm D 500mm /PE /FL	£446 £548
REQUIRE    			
 AGP/CUP/1610	AGILITY+ Cupboard range 1000mm wide, with levelling feet as standard. SUPPLIED EMPTY - Can support: x4 25mm Shelf (loading 35kg)	H 1600mm W 1000mm D 500mm /PE /FL	£498 £600
REQUIRE    			
 AGP/CUP/2010	AGILITY+ Cupboard range 1000mm wide, with levelling feet as standard. SUPPLIED EMPTY - Can support: x5 25mm Shelf (loading 35kg)	H 2000mm W 1000mm D 500mm /PE /FL	£559 £661
REQUIRE    			
PRODUCT CODE AGP/CUP/7308 AGP/CUP/8008 AGP/CUP/1208 AGP/CUP/1608 AGP/CUP/2008	DESCRIPTION 800mm wide AGILITY+ Cupboard range	SIZES W 800mm	PRICE -£17 -£18 -£20 -£22 -£25

WOOD STORAGE

PRODUCT CODE	DESCRIPTION	SIZES	PRICE
 AGP/HST/7310	AGILITY+ Side Tambour range 1000mm wide, with levelling feet as standard. SUPPLIED EMPTY - Can support: x1 25mm Shelf (loading 35kg)	H 730mm W 1000mm D 500mm /PE /FL	£499 £601
REQUIRE	   		
 AGP/HST/1010	AGILITY+ Side Tambour range 1000mm wide, with levelling feet as standard. SUPPLIED EMPTY - Can support: x2 25mm Shelf (loading 35kg)	H 1000mm W 1000mm D 500mm /PE /FL	£541 £643
REQUIRE	   		
 AGP/HST/1210	AGILITY+ Side Tambour range 1000mm wide, with levelling feet as standard. SUPPLIED EMPTY - Can support: x3 25mm Shelf (loading 35kg)	H 1200mm W 1000mm D 500mm /PE /FL	£594 £696
REQUIRE	   		
 AGP/HST/1610	AGILITY+ Side Tambour range 1000mm wide, with levelling feet as standard. SUPPLIED EMPTY - Can support: x4 25mm Shelf (loading 35kg)	H 1600mm W 1000mm D 500mm /PE /FL	£659 £761
REQUIRE	   		
 AGP/HST/2010	AGILITY+ Side Tambour range 1000mm wide, with levelling feet as standard. SUPPLIED EMPTY - Can support: x5 25mm Shelf (loading 35kg)	H 2000mm W 1000mm D 500mm /PE /FL	£724 £826
REQUIRE	   		

CODE EXAMPLE

AGP/HST/1610/MO/B/TB/KY

AGILITY+ Side Tambour range 1000mm wide, 1600mm high with levelling feet as standard.

OAK MFC Finish

BLACK EDGING

BLACK TAMBOUR

KEY LOCK

KEYLESS LOCKERS

PRODUCT CODE	DESCRIPTION	SIZES	PRICE
AGP/LKR/7304	400mm wide AGILITY+ Locker range with levelling feet as standard. 2 COMPARTMENT LOCKER INTERNAL: 326mm x 362mm x 460mm	H 730mm W 400mm D 500mm	/PE £440 /FL £524
		REQUIRE  	
AGP/LKR/1004	400mm wide AGILITY+ Locker range with levelling feet as standard. 3 COMPARTMENT LOCKER INTERNAL: 326mm x 362mm x 460mm	H 1064mm W 400mm D 500mm	/PE £610 /FL £736
		REQUIRE  	
AGP/LKR/1404	400mm wide AGILITY+ Locker range with levelling feet as standard. 4 COMPARTMENT LOCKER INTERNAL: 326mm x 362mm x 460mm	H 1398mm W 400mm D 500mm	/PE £760 /FL £928
		REQUIRE  	
AGP/LKR/1704	400mm wide AGILITY+ Locker range with levelling feet as standard. 5 COMPARTMENT LOCKER INTERNAL: 326mm x 362mm x 460mm NOTE: Needs to be wall fixed	H 1732mm W 400mm D 500mm	/PE £895 /FL £1105
		REQUIRE  	
AGP/LKR/2004	400mm wide AGILITY+ Locker range with levelling feet as standard. 6 COMPARTMENT LOCKER INTERNAL: 326mm x 362mm x 460mm NOTE: Needs to be wall fixed	H 2066mm W 400mm D 500mm	/PE £1036 /FL £1288
		REQUIRE  	

NOTE: All MFC Locker units can be supplied with postal slots if required. These can be shaped into the doors as shown or we can produce a shrouded slot for an upgraded finish - please ask for details.

WOOD STORAGE

PRODUCT CODE	DESCRIPTION	SIZES	PRICE
 AGP/LKR/7308	800mm wide AGILITY+ Locker range with levelling feet as standard. 4 COMPARTMENT LOCKER INTERNAL: 326mm x 370mm x 460mm	H 730mm W 800mm D 500mm /PE /FL	£805 £973
 AGP/LKR/1008	800mm wide AGILITY+ Locker range with levelling feet as standard. 6 COMPARTMENT LOCKER INTERNAL: 326mm x 370mm x 460mm	H 1064mm W 800mm D 500mm /PE /FL	£1107 £1359
 AGP/LKR/1408	800mm wide AGILITY+ Locker range with levelling feet as standard. 8 COMPARTMENT LOCKER INTERNAL: 326mm x 370mm x 460mm	H 1398mm W 800mm D 500mm /PE /FL	£1449 £1785
 AGP/LKR/1708	800mm wide AGILITY+ Locker range with levelling feet as standard. 10 COMPARTMENT LOCKER INTERNAL: 326mm x 370mm x 460mm NOTE: Needs to be wall fixed	H 1732mm W 800mm D 500mm /PE /FL	£1667 £2087
 AGP/LKR/2008	800mm wide AGILITY+ Locker range with levelling feet as standard. 12 COMPARTMENT LOCKER INTERNAL: 326mm x 370mm x 460mm NOTE: Needs to be wall fixed	H 2066mm W 800mm D 500mm /PE /FL	£1982 £2486
 ACS/LKR/HB2G	HOTBOX 2 - Green Fabric	H 311mm W 426mm D 125mm	£131

REQUIRE



REQUIRE



REQUIRE




REQUIRE




REQUIRE



FITTED LOCKERS

PRODUCT CODE	DESCRIPTION	SIZES	PRICE
AGP/LRM/7304	AGILITY+ Fitted Locker range 300mm wide, 57mm Plinth with levelling feet as standard.	H 730mm W 400mm D 500mm	/SK £298
			/PE £420
	2 COMPARTMENT LOCKER		/FL £624
	INTERNAL: 317mm x 364mm x 463mm	REQUIRE	 
AGP/LRM/1004	AGILITY+ Fitted Locker range 300mm wide, 57mm Plinth with levelling feet as standard.	H 1065mm W 400mm D 500mm	/SK £407
			/PE £590
	3 COMPARTMENT LOCKER		/FL £896
	INTERNAL: 317mm x 364mm x 463mm	REQUIRE	 
AGP/LRM/1404	AGILITY+ Fitted Locker range 300mm wide, 57mm Plinth with levelling feet as standard.	H 1400mm W 400mm D 500mm	/SK £496
			/PE £740
	4 COMPARTMENT LOCKER		/FL £1148
	INTERNAL: 317mm x 364mm x 463mm	REQUIRE	 
AGP/LRM/1704	AGILITY+ Fitted Locker range 300mm wide, 57mm Plinth with levelling feet as standard.	H 1735mm W 400mm D 500mm	/SK £570
			/PE £875
	5 COMPARTMENT LOCKER		/FL £1385
	INTERNAL: 317mm x 364mm x 463mm	REQUIRE	 
AGP/LRM/2004	AGILITY+ Fitted Locker range 300mm wide, 57mm Plinth with levelling feet as standard.	H 2070mm W 400mm D 500mm	/SK £650
			/PE £1016
	6 COMPARTMENT LOCKER		/FL £1628
	INTERNAL: 317mm x 364mm x 463mm	REQUIRE	 
PRODUCT CODE	DESCRIPTION	SIZES	PRICE
AGP/LRM/7303	300mm wide AGILITY+ Locker range	W 300mm	-£15
AGP/LRM/1003			-£18
AGP/LRM/1403			-£22
AGP/LRM/1703			-£25
AGP/LRM/2003			-£30
AGP/LRM/7305	500mm wide AGILITY+ Locker range	W 500mm	+£15
AGP/LRM/1005			+£18
AGP/LRM/1405			+£22
AGP/LRM/1705			+£25
AGP/LRM/2005			+£30



AGILITY+ FITTED LOCKER SPECIFICATION:

- All units have 57mm Plinth
- Accessible Internal Levelling Feet
- Doors hung left then right unless specified
- Other sizes/finishes are available
- Inner panels white MFC with black edging
- Internal USB charging & Management Software available
- FASCIA Panels are OPTIONAL
- FITTING COST EXTRA - please contact for details

PRODUCT CODE	DESCRIPTION	SIZES	PRICE
--------------	-------------	-------	-------

AGP/LRM/1730	AGILITY+ Fitted Locker range 3 x 1000mm wide 10 DOOR Lockers with levelling feet as standard. Supplied with 57mm Plinth, including 25mm Facia Side Panels & Tops	H 1735mm W 3000mm D 500mm /SK	£3890
		/PE	£5720
		/FL	£8780

30 COMPARTMENT LOCKER

REQUIRE



AGP/LRM/1740	AGILITY+ Fitted Locker range 4 x 1000mm wide 10 DOOR Lockers with levelling feet as standard. Supplied with 57mm Plinth, including 25mm Facia Side Panels & Tops	H 1735mm W 4000mm D 500mm /SK	£4716
		/PE	£7156
		/FL	£11236

40 COMPARTMENT LOCKER

REQUIRE



AGP/LRM/1780	AGILITY+ Fitted Locker range 8 x 1000mm wide 10 DOOR Lockers with levelling feet as standard. Supplied with 57mm Plinth, including 25mm Facia Side Panels & Tops	H 1735mm W 8000mm D 500mm /SK	£9148
		/PE	£14028
		/FL	£22188

80 COMPARTMENT LOCKER






















REQUIRE



PRODUCT CODE	DESCRIPTION	SIZES	PRICE	
AGP/FPS/7305	25mm Side Fascia Panels - sold in pairs NOTE: If lockers to be scribed around skirting boards please contact us for other panel depths	D 500mm H 730mm	£192	
AGP/FPS/1005			1065mm	£222
AGP/FPS/1405			1400mm	£252
AGP/FPS/1705			1735mm	£284
AGP/FPS/2005			2070mm	£314
AGP/FPT/0805	25mm Top Panels - 56mm overhang NOTE: For lighting options please contact us	D 500mm W 856mm	£101	
AGP/FPT/1205			1256mm	£120
AGP/FPT/1605			1656mm	£138
AGP/FPT/2005			2056mm	£156
AGP/FPT/2405			2456mm	£175

FASCIA PANELS

CREDENZAS & BOOKSTOP

	PRODUCT CODE	DESCRIPTION	SIZES	PRICE
	AGP/CRA/0906	AGILITY+600mm wide Credenza SINGLE door unit complete with levelling feet	H 950mm W 600mm D 600mm	/PE £431 /FL £533
			REQUIRE	   
	AGP/CRA/0912	AGILITY+ 1200mm wide Credenza DOUBLE door unit complete with levelling feet	H 950mm W 1200mm D 600mm	/PE £531 /FL £633
			REQUIRE	   
	AGP/CRA/0918	AGILITY+ 1800mm wide Credenza TRIPLE door unit complete with levelling feet	H 950mm W 1800mm D 600mm	/PE £779 /FL £983
			REQUIRE	   
	AGP/CRA/0924	AGILITY+ 2400mm wide Credenza FOUR door unit complete with levelling feet NOTE: Horizontal wood grain direction on doors	H 950mm W 2400mm D 600mm	/PE £1062 /FL £1266
			REQUIRE	   
	SMP/CRA/REFR	Refridgerator Unit 240V with Freezer Compartment	H 690mm W 580mm D 580mm	£650
	/WB	Pull-out Wire Basket		+£60
	/CT	Pull-out Cutlery Tray		+£70
	/LU	Pull-out Larder Unit		+£80

CODE EXAMPLE

AGP/CRA/0918/MW/W/H1

AGILITY+ 1800mm wide Credenza TRIPLE door unit complete

WHITE MFC Finish

WHITE EDGING




BENT HANDLE




WOOD STORAGE



PRODUCT CODE	DESCRIPTION	SIZES	PRICE
 AGP/BKS/0704	AGILITY+ 400mm wide BOOKSTOP SINGLE door unit complete with adjustable feet	H 730mm W 400mm D 800mm /PE	£411 /FL £513
		REQUIRE	   
 AGP/BKS/0712	AGILITY+ 1200mm wide BOOKSTOP TWO door unit complete with adjustable feet	H 730mm W 1200mm D 500mm /PE	£511 /FL £613
		REQUIRE	   
 AGP/BKS/0716	AGILITY+ 1600mm wide BOOKSTOP THREE door unit complete with adjustable feet	H 730mm W 1600mm D 500mm /PE	£752 /FL £956
		REQUIRE	   
 AGP/BKS/0720	AGILITY+ 2000mm wide BOOKSTOP FOUR door unit complete with adjustable feet	H 730mm W 2000mm D 500mm /PE	£1032 /FL £1236
		REQUIRE	   

NOTE: When using Bookstop units at the end of desk runs that use screens between desks the width of the unit will depend upon the width of the screen gap. The unit may need to be 1620mm, 1640mm, etc. Contact us for any size options that you require.



WOOD	REF	DESCRIPTION
	/MO 2217	Stone Oak
	/MB 0381	Beech
	/MM 0375	Maple

WOOD	REF	DESCRIPTION
	/MC 0344	Cherry
	/MN 0481	Walnut
	/MW K101	White

WOOD	REF	DESCRIPTION
	/MP W1100	Premium White
	/MG 0112	Stone Grey
MS	/MS N/A	SPECIAL MFC* *: DETAILS REQUIRED

TOWERS & BOOKSTOPS

PRODUCT CODE	DESCRIPTION	SIZES	PRICE
AGP/TWL/0742	AGILITY+ 420mm wide Left Hand TOWER unit door unit complete with Inner Pull-out on internal castors	H 730mm W 420mm D 800mm	/PE £459
	SUPPLIED WITH -x1 25mm Shelf (loading 35kg)		/FL £561
	LEFT HAND	REQUIRE	   
AGP/TWL/1242	AGILITY+ 420mm wide Left Hand TOWER unit door unit complete with Inner Pull-out on internal castors	H 1200mm W 420mm D 800mm	/PE £540
	SUPPLIED WITH -x2 25mm Shelf (loading 35kg)		/FL £642
	LEFT HAND	REQUIRE	   
AGP/TWR/0742	AGILITY+ 420mm wide Right Hand TOWER unit door unit complete with Inner Pull-out on internal castors	H 730mm W 420mm D 800mm	/PE £459
	SUPPLIED WITH -x1 25mm Shelf (loading 35kg)		/FL £561
	RIGHT HAND	REQUIRE	   
AGP/TWR/1242	AGILITY+ 420mm wide Right Hand TOWER unit door unit complete with Inner Pull-out on internal castors	H 1200mm W 420mm D 800mm	/PE £540
	SUPPLIED WITH -x2 25mm Shelf (loading 35kg)		/FL £642
	RIGHT HAND	REQUIRE	   

CODE EXAMPLE

AGP/CRA/0718/MW/W/H1/PE













AGILITY+ 1800mm wide Credenza TRIPLÉ door unit complete

WHITE MFC Finish

WHITE EDGING

BENT HANDLE

PBT Entry LOCK

	WOOD	REF	DESCRIPTION		WOOD	REF	DESCRIPTION		WOOD	REF	DESCRIPTION
	/MO	2217	Stone Oak		/MC	0344	Cherry		/MP	W1100	Premium White
	/MB	0381	Beech		/MN	0481	Walnut		/MG	0112	Stone Grey
	/MM	0375	Maple		/MW	K101	White		/MS	N/A	SPECIAL MFC* *: DETAILS REQUIRED

WOOD STORAGE

PRODUCT CODE	DESCRIPTION	SIZES	PRICE
AGP/BKO/0716	AGILITY+ LOCKER BANK unit with x8 user-facing small lockers and an open end-desk bookcase NOTE: Desks sold separately	H 730mm W 1600mm D 600mm /PE /FL	£1398 £2214



REQUIRE

AGP/BKL/0716	AGILITY+ LOCKER BANK unit with x10 small end-desk lockers NOTE: Desks sold separately	H 730mm W 1600mm D 500mm /PE /FL	£1743 £2763
--------------	---	-------------------------------------	------------------------------



REQUIRE

	PAINT	RAL	DESCRIPTION	PAINT	RAL	DESCRIPTION	PAINT	RAL	DESCRIPTION		
	/LG	7035	Light Grey (002)		/BK	9005	Black (005)		/AG	7016	Anthracite (024)
	/TW	9016	Traffic White (016)		/WT	9010	White (010)		/SL	9006	Silver (052)

NOTE: Other paint finishes are available, please contact a member of our sales team to discuss your requirement.




























METAL STORAGE

Our metal storage portfolio is a variety of cupboards, tambours, side filers and lockers, ideal for the increasingly dynamic work environments of today.

Scalable for small to large footprints, offered in a variety of open, closed and blended configuration, with or without keys, the units support a balance of accessible with security.

PRODUCT CODE	DESCRIPTION	SIZES	LOCK	PRICE	STOCK
	SLO/M3S/0603	SOLO Pedestal 2 personal drawers 1 filing drawer	H 600mm W 300mm D 570mm	/SK £190	
		Including pen tray & full anti-tilt system.		/PE £270	
	PREVIOUS SLPED53		REQUIRE	 	
	SLO/M2F/0504	SOLO Pedestal 1 personal drawer 1 filing drawer	H 510mm W 420mm D 570mm	/SK £185	
		Including pen tray & full anti-tilt system.		/PE £265	
	PREVIOUS SLPED55		REQUIRE	 	
	SLO/M3F/0604	SOLO Pedestal 2 personal drawers 1 filing drawer	H 600mm W 420mm D 570mm	/SK £199	
		Including pen tray & full anti-tilt system.		/PE £279	
	PREVIOUS SLPED54		REQUIRE	 	
	SLO/M3D/0604	SOLO Pedestal 2 personal drawer 1 filing drawer	H 600mm W 420mm D 800mm	/SK £259	
		Including pen tray & full anti-tilt system.		/PE £339	
			REQUIRE	 	
	SLO/WDT/0504	SOLO Pedestal Wooden Top	H 25mm W 420mm D 570mm	£45	
	SLO/WDT/0503		H 25mm W 300mm D 570mm	£42	
	NOTE: The addition of a wooden top will increase the pedestal height, please check desk clearances.		REQUIRE	 	
	SLO/SCU/0504	SOLO Seat Cushion - 420mm wide	H 75mm W 420mm D 570mm	£150	
		NOTE: will add 75mm to height of pedestal			
	 YS081 Blizzard	 YS079 Panama	REQUIRE	Camira Xtreme Plus ONLY	
	 YS009 Havana	 YS080 Rainforest	 YS005 Curacao		

METAL STORAGE

PRODUCT CODE	DESCRIPTION	SIZES	LOCK	PRICE	STOCK
	SLE/M2F/0503 SOLO ECO Pedestal 1 personal drawer 1 filing drawer Including pen tray & full anti tilt system.	H 540mm W 300mm D 520mm	/SK	£175	
			/PE	£255	
REQUIRE					
	SLE/M3F/0603 SOLO ECO Pedestal 2 personal drawers 1 filing drawer Including pen tray & full anti tilt system.	H 600mm W 300mm D 520mm	/SK	£180	
			/PE	£260	
REQUIRE					
	SLE/M2F/0504 SOLO ECO Pedestal 1 personal drawer 1 filing drawer Including pen tray & full anti tilt system.	H 540mm W 390mm D 520mm	/SK	£189	
			/PE	£269	
REQUIRE					
	SLE/M3P/0504 SOLO ECO Pedestal 3 personal drawers Including pen tray & full anti tilt system.	H 540mm W 390mm D 520mm	/SK	£195	
			/PE	£275	
REQUIRE					
	SLE/M3F/0604 SOLO ECO Pedestal 2 personal drawers 1 filing drawer Including pen tray & full anti tilt system.	H 600mm W 390mm D 520mm	/SK	£199	
			/PE	£279	
REQUIRE					

*NOTE: minimum order quantities are required for /PE (push button entry) storage units.

CODE EXAMPLE

SLE/M3S/0603/WT/PE

SOLO ECO Pedestal with 2 personal drawers and 1 filing drawer

9016 WHITE PAINT Finish PBT Entry LOCK

PRODUCT CODE DESCRIPTION SIZES PRICE




SMT/HST/7110 SMART Side Tambour range
1000mm wide, with integral magnetic handle
and levelling feet as standard. 2 standard key
master series with removable barrel. **H 710mm W 1000mm D 450mm £360**

 (7-10 days)

REQUIRE  



SMT/HST/1010 SMART Side Tambour range
1000mm wide, with integral magnetic handle
and levelling feet as standard. 2 standard key
master series with removable barrel. **H 1040mm W 1000mm D 450mm £385**

 (7-10 days)

REQUIRE  



SMT/HST/1310 SMART Side Tambour range
1000mm wide, with integral magnetic handle
and levelling feet as standard. 2 standard key
master series with removable barrel. **H 1345mm W 1000mm D 450mm £420**

REQUIRE  



SMT/HST/1610 SMART Side Tambour range
1000mm wide, with integral magnetic handle
and levelling feet as standard. 2 standard key
master series with removable barrel. **H 1645mm W 1000mm D 450mm £475**

REQUIRE  




SMT/HST/1910 SMART Side Tambour range
1000mm wide, with integral magnetic handle
and levelling feet as standard. 2 standard key
master series with removable barrel. **H 1945mm W 1000mm D 450mm £500**


 (7-10 days)

REQUIRE  

PRODUCT CODE DESCRIPTION SIZES PRICE

 SMT/HST/7108
SMT/HST/1008
SMT/HST/1308
SMT/HST/1608
SMT/HST/1908 800mm wide SMART Side Tambour range **W 800mm £350
£375
£410
£465
£490**

METAL STORAGE

PRODUCT CODE	DESCRIPTION	SIZES	PRICE
 SMT/SFS/7110	SMART 2 drawer Side Filer range, 1000mm wide with swan neck handle and levelling feet as standard.	H 710mm W 1000mm D 450mm	£540
		REQUIRE 	
 SMT/SFS/1010	SMART 3 drawer Side Filer range, 1000mm wide with swan neck handle and levelling feet as standard.	H 1040mm W 1000mm D 450mm	£590
		REQUIRE 	
 SMT/SFS/1310	SMART 4 drawer Side Filer range, 1000mm wide with swan neck handle and levelling feet as standard.	H 1345mm W 1000mm D 450mm	£630
		REQUIRE 	










PRODUCT CODE	DESCRIPTION	SIZES	PRICE
SMT/SFS/7108 SMT/SFS/1008 SMT/SFS/1308	800mm wide SMART Side Filer range	W 800mm	£515 £565 £605

CODE EXAMPLE

SMT/HST/1308/TW

SMART Side Tambour range 800mm wide, with integral magnetic handle and levelling feet as standard.

TRAFFIC WHITE PAINT Finish

	PAINT	RAL	DESCRIPTION		PAINT	RAL	DESCRIPTION		PAINT	RAL	DESCRIPTION
	/LG	7035	Light Grey (002)		/BK	9005	Black (005)		/AG	7016	Anthracite (024)
	/TW	9016	Traffic White (016)		/WT	9010	White (010)		/SL	9006	Silver (052)

NOTE: Other paint finishes are available, please contact a member of our sales team to discuss your requirement.

PRODUCT CODE	DESCRIPTION	SIZES	PRICE
--------------	-------------	-------	-------



SMT/CUP/7110	SMART Cupboard range 1000mm wide, with three point locking and levelling feet as standard.	H 710mm W 1000mm D 450mm	£315
--------------	--	--------------------------	------

REQUIRE



SMT/CUP/1010	SMART Cupboard range 1000mm wide, with three point locking and levelling feet as standard.	H 1040mm W 1000mm D 450mm	£340
--------------	--	---------------------------	------

REQUIRE



SMT/CUP/1310	SMART Cupboard range 1000mm wide, with three point locking and levelling feet as standard.	H 1345mm W 1000mm D 450mm	£370
--------------	--	---------------------------	------

REQUIRE



SMT/CUP/1610	SMART Cupboard range 1000mm wide, with three point locking and levelling feet as standard.	H 1645mm W 1000mm D 450mm	£390
--------------	--	---------------------------	------

REQUIRE



SMT/CUP/1910	SMART Cupboard range 1000mm wide, with three point locking and levelling feet as standard.	H 1945mm W 1000mm D 450mm	£415
--------------	--	---------------------------	------

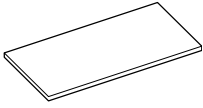
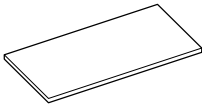
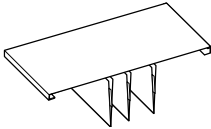
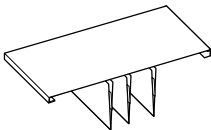
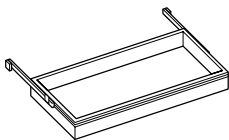
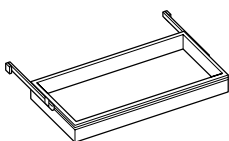
REQUIRE












PRODUCT CODE	DESCRIPTION	SIZES	PRICE
--------------	-------------	-------	-------









SMT/CUP/7108	800mm wide SMART Cupboard range	W 800mm	£301
SMT/CUP/1008			£325
SMT/CUP/1308			£350
SMT/CUP/1608			£365
SMT/CUP/1908			£385

METAL STORAGE

	PRODUCT CODE	DESCRIPTION	SIZES	PRICE
	SMT/CMS/4501 SMT/CMS/4508	Standard Metal Shelf - CUPBOARD GRAPHITE GREY ONLY	H 20mm W 1000mm D 450mm	£63 £61
	SMT/TMS/4501 SMT/TMS/4508	Standard Metal Shelf - TAMBOUR GRAPHITE GREY ONLY	H 20mm W 1000mm D 450mm	£63 £61
	SMT/CFS/4501 SMT/CFS/4508	Suspension Filing Shelf - CUPBOARD GRAPHITE GREY ONLY	H 20mm W 1000mm D 450mm	£27 £25
	SMT/TFS/4501 SMT/TFS/4508	25mm Suspension Shelf - TAMBOUR GRAPHITE GREY ONLY	H 20mm W 1000mm D 450mm	£27 £25
	SMT/COF/4501 SMT/COF/4508	Pull-out Filing Frame - CUPBOARD GRAPHITE GREY ONLY	H 90mm W 1000mm D 450mm	£68 £58
	SMT/TOF/4501 SMT/TOF/4508	Pull-out Filing Frame - TAMBOUR GRAPHITE GREY ONLY	H 90mm W 1000mm D 450mm	£68 £58
	SMT/LAT/4501 SMT/LAT/4508	Lateral Filing Rail - BOTH GRAPHITE GREY ONLY	H 90mm W 1000mm D 450mm	£35 £32

	PAINT	RAL	DESCRIPTION		PAINT	RAL	DESCRIPTION		PAINT	RAL	DESCRIPTION
	/LG	7035	Light Grey (002)		/BK	9005	Black (005)		/AG	7016	Anthracite (024)
	/TW	9016	Traffic White (016)		/WT	9010	White (010)		/SL	9006	Silver (052)

NOTE: Other paint finishes are available, please contact a member of our sales team to discuss your requirement.

PRODUCT CODE	DESCRIPTION	SIZES	PRICE
 SMT/LKR/7110	SMART Locker range 1000mm wide, with levelling feet as standard. 4 COMPARTMENT LOCKER 350mm HIGH COMPARTMENT	H 710mm W 1000mm D 470mm REQUIRE 	£604
 SMT/LKR/1110	SMART Locker range 1000mm wide, with levelling feet as standard. 6 COMPARTMENT LOCKER 350mm HIGH COMPARTMENT	H 1190mm W 1000mm D 470mm REQUIRE 	£840
 SMT/LKR/1710	SMART Locker range 1000mm wide, with levelling feet as standard. 8 COMPARTMENT LOCKER 405mm HIGH COMPARTMENT	H 1791mm W 1000mm D 470mm REQUIRE 	£1067
 SMT/LKR/1910	SMART Locker range 1000mm wide, with levelling feet as standard. 10 COMPARTMENT LOCKER 405mm HIGH COMPARTMENT	H 1945mm W 1000mm D 470mm REQUIRE 	£1293

PRODUCT CODE	DESCRIPTION	SIZES	PRICE
SMT/LKR/7108 SMT/LKR/1008 SMT/LKR/1308 SMT/LKR/1608	800mm wide SMART Locker range	W 800mm	£555 £771 £979 £1187









CODE EXAMPLE

SMT/LRP/1710/TW


SMART 8 COMPARTMENT Postal Locker 1000mm wide, with three point locking and levelling feet as standard.

TRAFFIC WHITE PAINT Finish

METAL STORAGE

PRODUCT CODE	DESCRIPTION	SIZES	PRICE
 SMT/LRP/7101	SMART Postal Locker range 1000mm wide, with levelling feet as standard. 4 COMPARTMENT LOCKER 350mm HIGH COMPARTMENT	H 710mm W 1000mm D 470mm REQUIRE 	£884
 SMT/LRP/1041	SMART Postal Locker range 1000mm wide, with levelling feet as standard. 6 COMPARTMENT LOCKER 350mm HIGH COMPARTMENT	H 1190mm W 1000mm D 470mm REQUIRE 	£1260
 SMT/LRP/1710	SMART Postal Locker range 1000mm wide, with levelling feet as standard. 8 COMPARTMENT LOCKER 405mm HIGH COMPARTMENT	H 1791mm W 1000mm D 470mm REQUIRE 	£1627
 SMT/LRP/1910	SMART Postal Locker range 1000mm wide, with levelling feet as standard. 10 COMPARTMENT LOCKER 405mm HIGH COMPARTMENT	H 1945mm W 1000mm D 470mm REQUIRE 	£1993

800mm

PRODUCT CODE	DESCRIPTION	SIZES	PRICE
SMT/LRP/7108 SMT/LRP/1008 SMT/LRP/1308 SMT/LRP/1608	800mm wide SMART Postal Locker range	W 800mm	£835 £1191 £1539 £1887
 ACS/LKR/HB2Y	HOTBOX 2 - Grey Fabric	H 311mm W 426mm D 125mm	£131


KEYLESS SIDE FILERS & CUPBOARDS

1000mm










PRODUCT CODE	DESCRIPTION	SIZES	LOCK	PRICE	STOCK
AGL/SFS/7010	AGILITY 2 drawer Side Filer 1000mm wide with swan neck handle, including counter weight & levelling feet as standard.	H 706mm W 1000mm D 470mm	/PE	£952	
			/FL	£995	
		REQUIRE			
AGL/SFS/1010	AGILITY 3 drawer Side Filer 1000mm wide with swan neck handle, including counter weight & levelling feet as standard.	H 1010mm W 1000mm D 470mm	/PE	£1158	
			/FL	£1170	
		REQUIRE			
AGL/SFS/1310	AGILITY 4 drawer Side Filer 1000mm wide with swan neck handle & levelling feet as standard.	H 1314mm W 1000mm D 470mm	/PE	£1340	
			/FL	£1400	
		REQUIRE			



800mm

PRODUCT CODE	DESCRIPTION	SIZES	LOCK	PRICE	STOCK
AGL/SFS/7008/PE AGL/SFS/1008/PE AGL/SFS/1308/PE	AGILITY Side Filer 800mm wide with Push Button Entry Lock	W 800mm	/PE	£904 £1099 £1310	
AGL/SFS/7008/FL AGL/SFS/1008/FL AGL/SFS/1308/FL	AGILITY Side Filer 800mm wide with Push Button Manual Lock	W 800mm	/FL	£974 £1169 £1380	

NOTE: Individual Locking is available upon request. Units can be position without fixing together or without benchtops.

	PAINT	RAL	DESCRIPTION		PAINT	RAL	DESCRIPTION		PAINT	RAL	DESCRIPTION
	/LG	7035	Light Grey (002)		/BK	9005	Black (005)		/AG	7016	Anthracite (024)
	/TW	9016	Traffic White (016)		/WT	9010	White (010)		/SL	9006	Silver (052)

NOTE: Other paint finishes are available, please contact a member of our sales team to discuss your requirement.

METAL STORAGE

PRODUCT CODE	DESCRIPTION	SIZES	LOCK	PRICE	STOCK
	Agility 2 Door Cupboard 1000mm wide, with single point locking, soft close and levelling feet as standard.	H 710mm W 1000mm D 470mm	/PE	£800	
			/FL	£870	
		REQUIRE	 		
	Agility 2 Door Cupboard 1000mm wide, with single point locking, soft close and levelling feet as standard.	H 1010mm W 1000mm D 470mm	/PE	£869	
			/FL	£939	
		REQUIRE	 		
	Agility 2 Door Cupboard 1000mm wide, with single point locking, soft close and levelling feet as standard.	H 1205mm W 1000mm D 470mm	/PE	£914	
			/FL	£984	
		REQUIRE	 		
	Agility 2 Door Cupboard 1000mm wide, with single point locking, soft close and levelling feet as standard.	H 1314mm W 1000mm D 470mm	/PE	£960	
			/FL	£1030	
		REQUIRE	 		
	Agility 2 Door Cupboard 1000mm wide, with single point locking, soft close and levelling feet as standard.	H 1805mm W 1000mm D 470mm	/PE	£1064	
			/FL	£1134	
		REQUIRE	 		
	Agility 2 Door Cupboard 1000mm wide, with single point locking, soft close and levelling feet as standard.	H 1960mm W 1000mm D 470mm	/PE	£1095	
			/FL	£1165	
		REQUIRE	 		

KEYLESS CUPBOARDS



AGL/CUP/7108

Agility 2 Door Cupboard
800mm wide, with single point
locking, soft close and levelling
feet as standard.

H 710mm **W** 800mm **D** 470mm

/PE **£758**

/FL **£828**



REQUIRE



AGL/CUP/1008

Agility 2 Door Cupboard
800mm wide, with single point
locking, soft close and levelling
feet as standard.

H 1010mm **W** 800mm **D** 470mm

/PE **£823**

/FL **£893**



REQUIRE



AGL/CUP/1208

Agility 2 Door Cupboard
800mm wide, with single point
locking, soft close and levelling
feet as standard.


H 1205mm **W** 800mm **D** 470mm

/PE **£874**

/FL **£944**



REQUIRE



AGL/CUP/1308

Agility 2 Door Cupboard
800mm wide, with single point
locking, soft close and levelling
feet as standard.

H 1314mm **W** 800mm **D** 470mm

/PE **£909**

/FL **£979**



REQUIRE



AGL/CUP/1808

Agility 2 Door Cupboard
800mm wide, with single point
locking, soft close and levelling
feet as standard.

H 1805mm **W** 800mm **D** 470mm

/PE **£1012**

/FL **£1082**



REQUIRE



AGL/CUP/1908

Agility 2 Door Cupboard
800mm wide, with single point
locking, soft close and levelling
feet as standard.

H 1960mm **W** 800mm **D** 470mm

/PE **£1083**

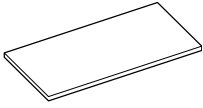


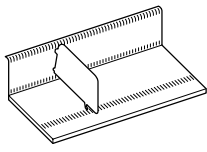


/FL **£1153**










REQUIRE



METAL STORAGE

	PRODUCT CODE	DESCRIPTION	SIZES		PRICE	STOCK
	AGL/SMS/4501	Standard Metal Shelf	H 20mm	W 1000mm D 450mm	£63	
	AGL/SMS/4508	BLACK ONLY		W 800mm	£61	
			REQUIRE			
	AGL/SFS/4501	25mm DUO Suspension Filing Shelf	H 20mm	W 1000mm D 450mm	£70	
	AGL/SFS/4508	BLACK ONLY		W 800mm	£68	
	AGL/SLS/4501	Slotted Shelf	H 130mm	W 1000mm D 450mm	£72	
	AGL/SLS/4508	BLACK ONLY		W 800mm	£70	
	AGL/SLD/4505	Dividers (x5 pack)			£69	
	AGL/SLM/4501	Magnetic Dividers (each)			£22	
	AGL/POF/4501	Pull-out Filing Frame with 2 Filing Bars	H 90mm	W 1000mm D 450mm	£198	
	AGL/POF/4508	BLACK ONLY		W 800mm	£195	
	AGL/LAT/4501	Lateral Filing Rail	H 90mm	W 1000mm D 450mm	£55	
	AGL/LAT/4508	BLACK ONLY		W 800mm	£54	

	PAINT	RAL	DESCRIPTION	PAINT	RAL	DESCRIPTION	PAINT	RAL	DESCRIPTION		
	/LG	7035	Light Grey (002)		/BK	9005	Black (005)		/AG	7016	Anthracite (024)
	/TW	9016	Traffic White (016)		/WT	9010	White (010)		/SL	9006	Silver (052)

NOTE: Other paint finishes are available, please contact a member of our sales team to discuss your requirement.

KEYLESS LOCKERS

1000mm

PRODUCT CODE	DESCRIPTION	SIZES	LOCK	PRICE	STOCK
 AGL/LKR/7110	AGILITY 4 door Locker 1000mm wide, with keyless locking on each door and levelling feet as standard. 4 COMPARTMENT LOCKER COMPARTMENT - 350mm	H 710mm W 1000mm D 470mm	/PE	£850	
			/FL	£1015	
 AGL/LKR/1110	AGILITY 6 door Locker 1000mm wide, with keyless locking on each door and levelling feet as standard. 6 COMPARTMENT LOCKER COMPARTMENT - 350mm	H 1190mm W 1000mm D 470mm	/PE	£1208	
			/FL	£1455	
 AGL/LKR/1710	AGILITY 8 door Locker 1000mm wide, with keyless locking on each door and levelling feet as standard. 8 COMPARTMENT LOCKER COMPARTMENT - 405mm	H 1791mm W 1000mm D 470mm	/PE	£1557	
			/FL	£1885	
 AGL/LKR/1910	AGILITY 10 door Locker 1000mm wide, with keyless locking on each door and levelling feet as standard. 10 COMPARTMENT LOCKER COMPARTMENT - 405mm	H 1945mm W 1000mm D 470mm	/PE	£1907	
			/FL	£2315	

REQUIRE



REQUIRE



REQUIRE



REQUIRE



800mm

PRODUCT CODE	DESCRIPTION	SIZES	PRICE	STOCK
AGL/LKR/7108 AGL/LKR/1108 AGL/LKR/1708 AGL/LKR/1908	800mm wide AGILITY Side Filer	W 800mm	-£45 -£60 -£80 -£100	

CODE EXAMPLE

AGL/LKR/1710/GR


AGILITY 8 door Locker 1000mm wide, with keyless locking on each door and levelling feet as standard.

GRAPHITE GREY PAINT Finish

METAL STORAGE

























PRODUCT CODE	DESCRIPTION	SIZES	LOCK	PRICE	STOCK
AGL/LRP/7110	AGILITY 4 door Postal Locker 1000mm wide, with keyless locking on each door and levelling feet as standard.	H 710mm W 1000mm D 470mm	/PE	£920	
			/FL	£1085	
4 COMPARTMENT LOCKER		REQUIRE			
COMPARTMENT - 350mm		 			
AGL/LRP/1110	AGILITY 6 door Postal Locker 1000mm wide, with keyless locking on each door and levelling feet as standard.	H 1190mm W 1000mm D 470mm	/PE	£1288	
			/FL	£1535	
6 COMPARTMENT LOCKER		REQUIRE			
COMPARTMENT - 350mm		 			
AGL/LRP/1710	AGILITY 8 door Postal Locker 1000mm wide, with keyless locking on each door and levelling feet as standard.	H 1791mm W 1000mm D 470mm	/PE	£1647	
			/FL	£1975	
8 COMPARTMENT LOCKER		REQUIRE			
COMPARTMENT - 405mm		 			
AGL/LRP/1910	AGILITY 8 door Postal Locker 1000mm wide, with keyless locking on each door and levelling feet as standard.	H 1945mm W 1000mm D 470mm	/PE	£2007	
			/FL	£2415	
10 COMPARTMENT LOCKER		REQUIRE			
COMPARTMENT - 405mm		 			











800mm

PRODUCT CODE	DESCRIPTION	SIZES	PRICE	STOCK
SMT/LRP/7108 SMT/LRP/1108 SMT/LRP/1708 SMT/LRP/1908	800mm wide AGILITY Postal Locker	W 800mm	-£45 -£60 -£80 -£100	
ACS/LKR/HB2K	HOTBOX 2 - Black Fabric	H 311mm W 426mm D 125mm	£131	


















KEYLESS LOCKERS & LARDERS

PRODUCT CODE	DESCRIPTION	SIZES	LOCK	PRICE	STOCK
 AGP/LKW/7110	AGILITY+ Metal Locker with 4 WOODEN DOORS 1000mm wide, with keyless locking on each door and levelling feet as standard.	H 710mm W 1000mm D 470mm	/PE /FL	£1035 £1197	
	4 COMPARTMENT LOCKER COMPARTMENT - 350mm	REQUIRE	   		
 AGP/LKW/1110	AGILITY+ Metal Locker with 6 WOODEN DOORS 1000mm wide, with keyless locking on each door and levelling feet as standard.	H 1190mm W 1000mm D 470mm	/PE /FL	£1490 £1735	
	6 COMPARTMENT LOCKER COMPARTMENT - 350mm	REQUIRE	   		
 AGP/LKW/1710	AGILITY+ Metal Locker with 8 WOODEN DOORS 1000mm wide, with keyless locking on each door and levelling feet as standard.	H 1791mm W 1000mm D 470mm	/PE /FL	£1940 £2266	
	8 COMPARTMENT LOCKER COMPARTMENT - 405mm	REQUIRE	   		
 AGP/LKW/1910	AGILITY+ Metal Locker with 10 WOODEN DOORS 1000mm wide, with keyless locking on each door and levelling feet as standard.	H 1945mm W 1000mm D 470mm	/PE /FL	£2400 £2798	
	10 COMPARTMENT LOCKER COMPARTMENT - 405mm	REQUIRE	   		
PRODUCT CODE	DESCRIPTION	SIZES	PRICE		
AGP/LKW/7108 AGP/LKW/1108 AGP/LKW/1708 AGP/LKW/1908	800mm wide AGILITY Metal & Wood Locker range	W 800mm	-£45 -£60 -£80 -£100		

	WOOD	REF	DESCRIPTION	WOOD	REF	DESCRIPTION	WOOD	REF	DESCRIPTION		
	/MO	2217	Stone Oak		/MC	0344	Cherry		/MP	W1100	Premium White
	/MB	0381	Beech		/MN	0481	Walnut		/MG	0112	Stone Grey
	/MM	0375	Maple		/MW	K101	White		/MS	N/A	SPECIAL MFC* *: DETAILS REQUIRED

METAL STORAGE

PRODUCT CODE	DESCRIPTION	SIZES	LOCK	PRICE	STOCK
	AGL/TWR/0708 Agility Tower Units with PBT keyless locking and levelling feet as standard. RIGHT HAND 800mm deep	H 705mm W 415mm D 800mm	/PE	£1025	
			/FL	£1095	
		REQUIRE	 		
	AGL/TWR/1008 Agility Tower Units with PBT keyless locking and levelling feet as standard. RIGHT HAND 800mm deep	H 1114mm W 457mm D 800mm	/PE	£1685	
			/FL	£1755	
		REQUIRE	 		
	AGL/TWL/0708 Agility Tower Units with PBT keyless locking and levelling feet as standard. LEFT HAND 800mm deep	H 705mm W 415mm D 800mm	/PE	£1025	
			/FL	£1095	
		REQUIRE	 		
	AGL/TWL/1008 Agility Tower Units with PBT keyless locking and levelling feet as standard. LEFT HAND 800mm deep	H 1114mm W 457mm D 800mm	/PE	£1685	
			/FL	£1755	
		REQUIRE	 		
	ACS/LKR/HB2P HOTBOX 2 - Patterened Fabric	H 311mm W 426mm D 125mm		£131	

CODE EXAMPLE

AGP/LKW/1910/WT/MN/W/FL

AGILITY+ 10 Door Metal Locker with WOODEN DOORS 1000mm wide, with keyless locking on each door

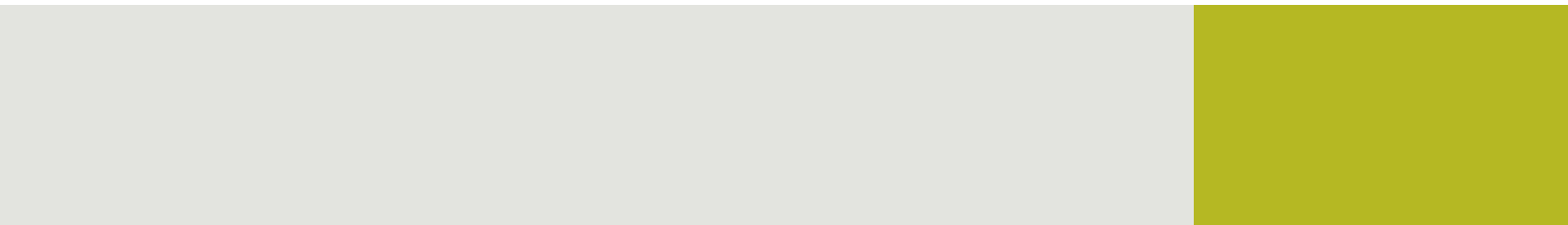
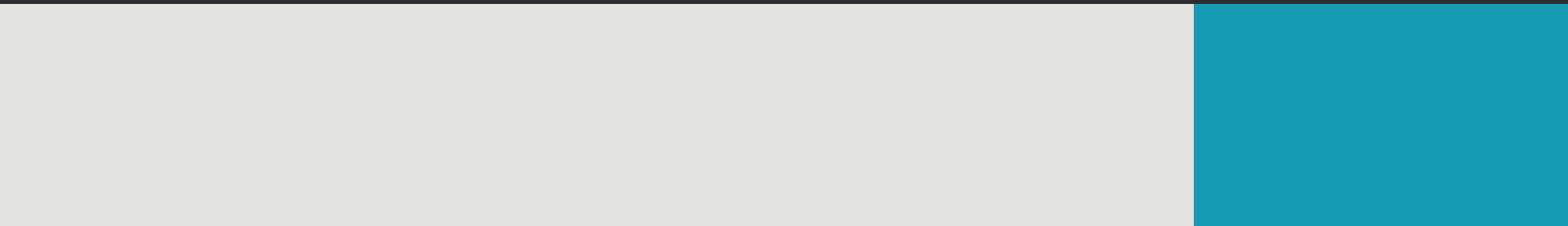
WHITE PAINT Finish

WALNUT MFC DOORS

WHITE EDGING

PBT Assist LOCKS

PLEASE NOTE: Compact Workspace retains the right to amend specifications, change dimensions and pricing on the products within this pricelist without prior notification or warning.





BREAKOUT SPACE

The SMART+ storage portfolio, a variety of cupboards, tambours, side filers and lockers, ideal for the increasingly dynamic work environments of today.

Scalable for small to large footprints, offered in a variety of open, closed and blended configuration, SMART+ supports a balance of accessible and secure storage solutions.



COMBINED UNITS

PRODUCT CODE	DESCRIPTION	SIZES	PRICE
	<p>CONVERGENCE Change Station with x4 small lockers and upholstered seat pad in Camira Xtreme Plus</p> <p>NOTE: Other fabric available upon request</p>	<p>H 450mm W 1200mm D 450mm</p>	/SK £1295
			/PE £1539
			<p>REQUIRE</p> 
	<p>CONVERGENCE Chaise Longue with x7 small lockers, x2 power/x1 data module and upholstered seat pad in Camira Xtreme Plus</p> <p>NOTE: Other fabric available upon request</p>	<p>H 1001mm W 1581mm D 600mm</p>	/SK £1827
			/PE £2254
			<p>REQUIRE</p> 
	<p>CONVERGENCE Chaise Longue with x4 small lockers, x1 refrigerator locker, x2 power/x1 data module and upholstered seat pad in Camira Xtreme Plus</p> <p>NOTE: Other fabric available upon request</p>	<p>H 1001mm W 1882mm D 600mm</p>	/SK £1753
			/PE £2058
			<p>REQUIRE</p> 
	<p>CONVERGENCE Change Station with x16 medium lockers and upholstered seat pad in Camira Xtreme Plus</p> <p>NOTE: Other fabric available upon request</p>	<p>H 1301mm W 1597mm D 1196mm</p>	/SK £3588
			/PE £4564
			<p>REQUIRE</p> 
	<p>CONVERGENCE Hanger Station with x4 large lockers and chrome hanging rail</p>	<p>H 1160mm W 1656mm D 600mm</p>	/SK £1347
			/PE £1591
			<p>REQUIRE</p> 
	<p>CONVERGENCE Hanger Station with x6 large lockers and chrome hanging rail</p>	<p>H 1710mm W 1656mm D 600mm</p>	/SK £1966
			/PE £2332
			<p>REQUIRE</p> 






BREAKOUT SPACE

	PRODUCT CODE	DESCRIPTION	SIZES	PRICE
	CON/BTH/1110	CONVERGENCE Booth Locker with x6 medium lockers and upholstered seat pad in Camira Xtreme Plus NOTE: Other fabric available upon request	H 1160mm W 1093mm D 1156mm /SK /PE /FL	£2028 £2394 £3006
			REQUIRE	  
	CON/BTH/1128	CONVERGENCE Double Booth Locker & Table with x12 medium lockers and upholstered seat pad in Camira Xtreme Plus NOTE: Other fabric available upon request	H 1160mm W 2900mm D 1156mm /SK /PE /FL	£4347 £5079 £6303
			REQUIRE	   
	CON/TBL/1118	CONVERGENCE Meeting Table with x8 small lockers	H 1425mm W 1800mm D 600mm /SK /PE /FL	£1741 £2229 £3045
			REQUIRE	   
	CON/ENC/1828	CONVERGENCE Enclosure Station with x18 large lockers, overhead acoustic ceiling with table & bench sofa upholstered seat pads in Camira Xtreme Plus NOTE: Other fabric available upon request	H 1810mm W 1730mm D 2880mm /SK /PE /FL	£POA £POA £POA
			REQUIRE	   
	CON/QLB/1511	CONVERGENCE Quiet Locker Booth Station with x9 medium lockers with booth sofa upholstered seat pads in Camira Xtreme Plus NOTE: Other fabric available upon request	H 1500mm W 1126mm D 1120mm /SK /PE /FL	£3904 £4453 £5371
			REQUIRE	  
	CON/QLB/1518	CONVERGENCE Quiet Locker Booth Station with x15 medium lockers with booth sofa upholstered seat pads in Camira Xtreme Plus NOTE: Other fabric available upon request	H 1500mm W 1873mm D 1120mm /SK /PE /FL	£6607 £7522 £9052
			REQUIRE	  
















TABLE CONFIGURATOR



						
S25/	S32/	S38/	S50/	R32/	R38/	R50/

Square Tables - FRAME PRICE ONLY (Price £ EX vat)






	60	66	78	102	67	72	94	+
	63	69	81	107	71	76	98	+
	64	70	82	109	72	77	99	+
	82	89	100	129	90	95	117	+
	87	93	105	135	95	100	122	+

Rectangular Tables - FRAME PRICE ONLY (Price £ EX vat)
















	S25/	S32/	S38/	S50/	R32/	R38/	R50/	
	62	68	80	105	69	74	97	+
	66	72	84	110	74	79	101	+
	67	73	85	112	75	80	102	+
	70	76	88	115	77	83	105	+
	82	89	100	129	90	95	117	+
	90	96	108	138	98	103	125	+
	97	103	115	145	104	110	132	+
	103	110	121	153	111	116	138	+
	91	97	109	139	98	104	126	+
	64	70	82	109	72	77	99	+
	69	76	87	115	77	82	104	+
	82	89	100	129	90	95	117	+
	85	91	103	132	92	97	119	+
	93	99	111	141	100	105	127	+
	99	105	117	149	107	112	134	+

25mm MFC with 2mm PVC Edge	25mm MFC with 2mm PVC Edge & 18mm Modesty Panel	25mm MDF with Eco Laminate & 2mm PVC edge	REQUIRE  
SMF/	STM/	SLN/	


























TOP PRICE ONLY (Price £ EX vat)





















38	63	43		6060
49	77	62		7575
53	81	74		8080
79	113	86		1010
109	147	115		1212

TOP PRICE ONLY (Price £ EX vat)


	RMF/	RTM/	RLN/	
44	72	52		8060
47	80	52		9060
52	86	59		1060
61	99	68		1260
77	120	80		1460
85	132	112		1660
94	144	116		1860
102	155	120		2060
93	138	115		1575
53	81	74		1080
63	97	77		1280
77	115	105		1480
91	134	112		1680
101	148	176		1880
111	161	180		2080

BREAKOUT SPACE

							
	S25/	S32/	S38/	S50/	R32/	R38/	R50/
Semi-Circular Tables - FRAME PRICE ONLY (Price £ EX vat)							
	79	85	97	125	87	92	114
	99	105	117	147	107	112	134
	101	107	119	150	109	114	136
Diameter Tables - FRAME PRICE ONLY (Price £ EX vat)							
	S25/	S32/	S38/	S50/	R32/	R38/	R50/
	60	66	78	102	67	72	94
	63	69	81	107	71	76	98
	64	70	82	109	72	77	99
	69	76	87	115	77	82	104
	72	78	90	118	79	84	106
	83	89	101	131	90	95	117
Tri-Quad Tables - FRAME PRICE ONLY (Price £ EX vat)							
	S25/	S32/	S38/	S50/	R32/	R38/	R50/
	60	66	78	102	67	72	94
	63	69	81	107	71	76	98
	64	70	82	109	72	77	99
Trapezoidal Tables - FRAME PRICE ONLY (Price £ EX vat)							
	S25/	S32/	S38/	S50/	R32/	R38/	R50/
	79	85	97	125	87	92	114
	99	106	117	147	107	112	134
	101	107	119	150	109	114	136
Elliptical Tables - FRAME PRICE ONLY (Price £ EX vat)							
	S25/	S32/	S38/	S50/	R32/	R38/	R50/
	66	72	84	110	74	79	101
	67	73	85	112	75	80	102
	70	76	88	115	77	83	105

25mm MFC with 2mm PVC Edge	25mm MFC with 2mm PVC Edge & 18mm Modesty Panel	25mm MDF with Eco Laminate & 2mm PVC edge	REQUIRE	
MMF/	MTM/	MLN/		
TOP PRICE ONLY (Price £ EX vat)			CODE	
78	n/a	83		1260
107	n/a	127		1575
115	n/a	188		1680
TOP PRICE ONLY (Price £ EX vat)				
DMF/	DTM/	DLN/		
48	n/a	52		D600
61	n/a	74		D750
67	n/a	87		D800
78	n/a	90		D900
88	n/a	94		D100
116	n/a	124		D120
TOP PRICE ONLY (Price £ EX vat)				
QMF/	QTM/	QLN/		
48	n/a	52		6060
63	n/a	75		7575
67	n/a	87		8080
TOP PRICE ONLY (Price £ EX vat)				
TMF/	TTM/	TLN/		
78	n/a	83		1260
107	n/a	127		1575
115	n/a	188		1680
TOP PRICE ONLY (Price £ EX vat)				
OMF/	OTM/	OLN/		
119	n/a	145		1575
130	n/a	209		1680
155	n/a	220		1890

TABLES

PRODUCT CODE	DESCRIPTION	SIZES	PRICE
 TCH/DMF/D600 TCH/DMF/D700 TCH/DMF/D800 TCH/DMF/D900 TCH/DMF/D100	CHROME Diameter Pedestal Table with 25mm MFC Top & 2mm PVC Edge	H 730mm W 600mm D 600mm	£188
		W 700mm D 700mm	£266
		W 800mm D 800mm	£275
		W 900mm D 900mm	£326
		W 1000mm D 1000mm	£336
REQUIRE	 		
 TSS/DMF/D600 TSS/DMF/D700 TSS/DMF/D800 TSS/DMF/D900 TSS/DMF/D100	STAINLESS STEEL Diameter Pedestal Table with 25mm MFC Top & 2mm PVC Edge	H 730mm W 600mm D 600mm	£278
		W 700mm D 700mm	£356
		W 800mm D 800mm	£365
		W 900mm D 900mm	£416
		W 1000mm D 1000mm	£426
REQUIRE	 		
 TPL/DMF/D600 TPL/DMF/D700 TPL/DMF/D800 TPL/DMF/D900 TPL/DMF/D100	PAINTED Plate Diameter Pedestal Table with 25mm MFC Top & 2mm PVC Edge	H 730mm W 600mm D 600mm	£140
		W 700mm D 700mm	£144
		W 800mm D 800mm	£149
		W 900mm D 900mm	£155
		W 1000mm D 1000mm	£165
REQUIRE	  		
 TLC/DMF/D600 TLC/DMF/D700 TLC/DMF/D800 TLC/DMF/D900 TLC/DMF/D100	PAINTED 4 Legged Low Coffee Table with 25mm MFC Top & 2mm PVC Edge	H 380mm W 600mm D 600mm	£103
		W 700mm D 700mm	£107
		W 800mm D 800mm	£112
		W 900mm D 900mm	£118
		W 1000mm D 1000mm	£128
REQUIRE	  		
 TFL/RMF/1260 TFL/RMF/1575 TFL/RMF/1480 TFL/RMF/1680	FOLDING Painted Leg Table with 25mm MFC Top & 2mm PVC Edge	H 380mm W 1200mm D 600mm	£292
		W 1500mm D 750mm	£330
		W 1400mm D 800mm	£326
		W 1600mm D 800mm	£361
REQUIRE	  		
 TFC/RMF/1260 TFC/RMF/1575 TFC/RMF/1480 TFC/RMF/1680	FOLDING CHROMED Leg Table with 25mm MFC Top & 2mm PVC Edge	H 380mm W 1200mm D 600mm	£372
		W 1500mm D 750mm	£410
		W 1400mm D 800mm	£406
		W 1600mm D 800mm	£441
REQUIRE	 		

BREAKOUT SPACE

PRODUCT CODE DESCRIPTION SIZES PRICE



TAR/OMF/1680
TAR/OMF/1890
TAR/OMF/2010

OVAL meeting table with ARROWHEAD base with 25mm MFC Top & 2mm PVC Edge

H 730mm W 1600mm D 800mm £353
W 1800mm D 900mm £383
W 2000mm D 1000mm £435

REQUIRE




TAR/BMF/1680
TAR/BMF/1890
TAR/BMF/2010

BARREL shaped meeting table with ARROWHEAD base with 25mm MFC Top & 2mm PVC Edge

H 730mm W 1600mm D 800mm £363
W 1800mm D 900mm £393
W 2000mm D 1000mm £445

REQUIRE




NOTE: Table size depends upon the width of the chair to be used. Please check the width and arm height if necessary to make sure the chair fits.

ACCESSORIES


When you have analysed all the working practises that your clients utilise, have specified all the furniture you require for that new agile workspace, we have a collection of accessories that will enhance your product even further to make the environment even more productive and efficient. There are a number of options available, we can put charging points within lockers, place lights into units, basically we can help with anything, give us a call to discuss it further.

SCREENS, MONITOR ARMS & POWER


PRODUCT CODE DESCRIPTION SIZES BAND A BAND B




ERA/UPS/0408	UPHOLSTERED Screen	H 400mm W 800mm D 25mm	£000	£000
ERA/UPS/0410		1000mm	£000	£000
ERA/UPS/0412		1200mm	£000	£000
ERA/UPS/0414		1400mm	£000	£000
ERA/UPS/0416		1600mm	£000	£000
ERA/UPS/0418		1800mm	£000	£000



ERA/P25/0408	Aluminium Frame Screen	H 400mm W 800mm D 25mm	£000	£000
ERA/P25/0410		1000mm	£000	£000
ERA/P25/0412		1200mm	£000	£000
ERA/P25/0414		1400mm	£000	£000
ERA/P25/0416		1600mm	£000	£000
ERA/P25/0418		1800mm	£000	£000




ERA/U25/0408	UPPER Management Rail	H 400mm W 800mm D 25mm	£000	£000
ERA/U25/0410		1000mm	£000	£000
ERA/U25/0412		1200mm	£000	£000
ERA/U25/0414		1400mm	£000	£000
ERA/U25/0416		1600mm	£000	£000
ERA/U25/0418		1800mm	£000	£000



ERA/M25/0408	FULL Management Rail	H 400mm W 800mm D 25mm	£000	£000
ERA/M25/0410		1000mm	£000	£000
ERA/M25/0412		1200mm	£000	£000
ERA/M25/0414		1400mm	£000	£000
ERA/M25/0416		1600mm	£000	£000
ERA/M25/0418		1800mm	£000	£000



ABL/AER/0010	AERO Monitor Arm	H 430mm W 300mm D 170mm /WT	£000	
--------------	------------------	--	-------------	---







REQUIRE



ABL/GLD/0020	GLIDE Monitor Arm	H 430mm W 300mm D 170mm /WT	£000	
--------------	-------------------	--	-------------	---

REQUIRE



PRODUCT CODE	DESCRIPTION	SIZES	PRICE
	DSK/CPU/U2P1 Cableport & USB Charger 80mm CABLEPORT VERSION CAN BE FITTED WITHIN LOCKERS	H 25mm W 80mm D 80mm	£POA
	REQUIRE N/A		
	DSK/CPI/1G11 Induction Charger 80mm CABLEPORT VERSION CAN BE FITTED WITHIN LOCKERS	H 25mm W 80mm D 80mm	£POA
	REQUIRE N/A		
	DSK/PDM/4G22 4 Gang Power/Data Module UNDERDESK VERSION	H 25mm W 200mm D 80mm	£POA
	REQUIRE N/A		
	DSK/LHT/LEDS Built-in LED Strip Lighting	H 15mm W 1000mm D 10mm	£POA
	REQUIRE N/A		
	DSK/LHT/LEDB Battery Powered Integral LED Light	H 30mm W 80mm D 80mm	£POA
	REQUIRE N/A		
	DSK/LHT/LEDD Desktop Lamp	H 350mm W 200mm D 200mm	£POA
	REQUIRE N/A		

CONTACT US TODAY



01621 841840



enquiries@compactworkspace.co.uk



compactworkspace.co.uk



OPTIONS



CODE **RAL** **DESCRIPTION**



/TS 9006 Silver Tambour



/TG 7016 Anthracite Tambour



/TB 9005 Black Tambour



/TW 9016 White Tambour



HANDLE **DESCRIPTION**



/H1 BENT Handle



/H2 BAR Handle



/H3 BLOCK Handle



/HS SPECIAL HANDLE*

NOTE: Please give details of SPECIAL HANDLE including Manufacturer/Code.



LOCK **DESCRIPTION** **COST UPLIFT***






/PE PBT Entry +£61













/FL FLEX Lock +£80






NOTE: The colours shown in this pricelist are determined by the printing process and may vary from the actual finish. For actual samples please contact our office on +44 (0)1621 855 053 and we shall send out a sample to you by post.

FINISHES

	PAINT	RAL	DESCRIPTION
	/BB	N/A	Brown & Biege (001)
	/LG	7035	Light Grey (002)
	/TW	9003	Traffic White (003)
	/BK	9005	Black (005)
	/WC	9010	White Cream (010)
	/GR	7011	Graphite (011)
	/WT	9016	White (016)
	/AG	7016	Anthracite (024)
	/SL	9006	Silver (052)

	WOOD	REF	DESCRIPTION
	/MO	2217	Stone Oak
	/MB	0381	Beech
	/MM	0375	Maple
	/MC	0344	Cherry
	/MN	0481	Walnut
	/MW	K101	White
	/MP	W1100	Premium White
	/MG	0112	Stone Grey
	/MS	N/A	SPECIAL MFC*

NOTE: Please give details of SPECIAL MFC including Manufacturer, Decor Code and Quantity.

	EDGE	RAL	DESCRIPTION
	/W	9016	WHITE
	/B	9005	BLACK
	/M	N/A	MATCHED
	/S	N/A	SPECIAL EDGE*

NOTE: Please give details of SPECIAL EDGE including Manufacturer, Decor Code and Quantity/Length.

NOTE: IF NO finishes are shown on an order they will be produced using the default finishes of WHITE PAINT or WHITE MFC finish with MATCHING EDGE, WHITE Tambours & H1 BENT Handle as standard with KEY LOCK



compactworkspace



Compact Workspace Limited

Mill Lane
Fullbridge
Maldon
Essex
CM9 4NX



01621 841840



enquiries@compactworkspace.co.uk

**UK BASED MANUFACTURER OF HIGH DENSITY MOBILE
SHELVING, MOBILE RACKING AND COMPACT WORKSPACE
SYSTEMS**